

# UKRAINE COLLECTIVE SITE MONITORING | ROUND 14

## KEY MESSAGES



**Movement dynamics:** Over half (51%) of the surveyed collective sites (CSs) reported hosting new arrivals in the past three months. Of these, 68% (4,281 persons) were reportedly evacuated or self-evacuated from dangerous areas. Additionally, 11% of surveyed CSs reported refusing to accommodate newly arrived IDPs during the July–September 2024 period.



**Accommodation issues:** Overall, 12% of the surveyed CSs reported experiencing overcrowded conditions. In 43% of the CSs, multiple households reportedly shared some or all rooms, with 23% of them lacking space dividers, such as screens or partitions.



**Winterization:** Approximately 28% of assessed CSs reported the absence of a backup power source, while 64% lacked an alternative heating source, with Chernihivska oblast being the most severely affected (92%), despite enduring harsh winter conditions. Nearly half (43%) of the CSs reported needing fuel for the current winter season.



**Barrier-free access:** half (48%) of the CSs were reported not to have disability-friendly infrastructure - elevators, external ramps, horizontal bars on doors, etc. In addition, only 27% of the surveyed managers confirmed the availability of disability-friendly bathing facilities and 26% confirmed the availability of disability-friendly toilets.



**Bomb shelter arrangement:** A notable 14% of the assessed CSs reported the absence of bomb shelters either within the facility or within 500 meters. In 6% of the CSs, the available bomb shelter capacity was reported as insufficient to accommodate all residents, rising in Kharkivska (28%) oblast. Furthermore, 64% of bomb shelters were deemed inaccessible to people with disability and reduced mobility.



**Durable solutions:** In 44% of the monitored CSs, up to 25% of working-age residents (18–59 years old) were reported to be employed. The reported reasons for unemployment were physical inability to work (51%), a lack of motivation to look for work (35%), and caring responsibilities (26%).



**WASH-related infrastructure:** Nearly half (47%) of CSs were reported to lack an adequate number of bathing facilities, and 41% of site managers stated that the number of toilets was insufficient for the site's capacity. Furthermore, less than one-third of CS managers reported the availability of gender-separated bathing facilities (29%) and toilets (28%).



**Resolution #930 compliance:** on average, the surveyed CSs complied with 73% of the indicators related to minimum standards (see full list in Annex 1). Out of 16 CSs that foresee closure in the next three months, 3 have reported non-compliance with minimum standards as the main reason.

## ASSESSMENT COVERAGE



The CSM Round 14 data was grouped according to the division of the CCCM Cluster into Subnational Hubs. The full list of active CSs can be accessed through monthly [density maps](#).

## RATIONALE

The Collective Site Monitoring (CSM) is an initiative of the Camp Coordination and Camp Management (CCCM) Cluster in Ukraine implemented by REACH and supported by Cluster partner organisations and Ombudsman Office. It aims at providing a wide range of stakeholders, including humanitarian agencies and Ukrainian authorities, with essential information regarding the situation in collective sites (CSs) hosting Internally Displaced People (IDPs).

The CSM Round 14 data collection occurred from 20th of September to 7th of October 2024. In total, 1,405 CSs were surveyed through key informant interviews, with the sites sampled purposively (see the [Context and Methodology](#) section).

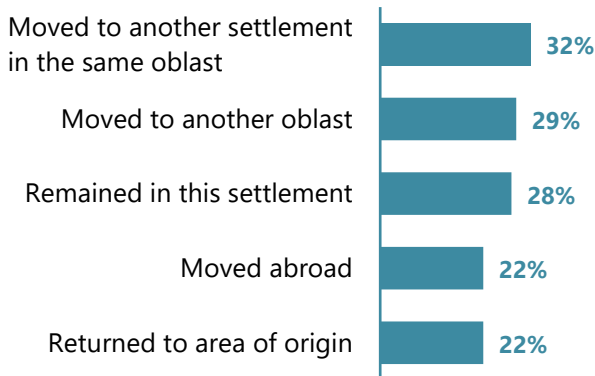
Given the non-representative nature of the sampling method used, findings should be read as indicative.

## DEMOGRAPHIC CHARACTERISTICS AND MOVEMENT DYNAMICS

In Round 14, 1,405 collective sites (CSs) were assessed, with a total capacity of 99,688 places. Internally displaced persons (IDPs) occupied 62,593 of these places, resulting in an average CS occupancy rate of 63%.<sup>1</sup> For 79% of the CSs, the residents' usual duration of stay was reported to be more than 1,5 years, with 5% of the CSs managers reporting that residents stayed for up to one year.

In the past one and a half months (August–September 2024), 51% of CSs reported new arrivals. The most commonly reported reasons for settling in these CSs were the destruction or damage of housing (66%), inability to afford rent (54%), and lack of personal housing (38%). The highest number of new arrivals in the last 3 months was recorded in Dnipropetrovska oblast, with a total of 1,141 people, followed by Kharkivska oblast with 1,073 people. Additionally, 4% of site managers who reported new arrivals in the CSs indicated that IDPs had moved to the site because they could no longer afford rent due to the withdrawal of the IDP allowance (8% in the July Round).

### Most common directions for those who left, % of CSs<sup>2</sup>



### Presence of vulnerable groups, % of CSs hosting at least one such person or household

90%	Older women (60+)
79%	Older men (60+)
68%	Persons with registered or unregistered disabilities
39%	Female-headed households
29%	People with chronic illnesses, including mental health issues
20%	Households with 3 or more children
9%	Unaccompanied people who require caregiver support
8%	Pregnant or lactating women

Around 7% of the CSs reported evicting residents in the last three months. The highest proportions were found in Donetsk (25%), Kharkivska (21%) and Kyivska (16%) oblasts. Dangerous or belligerent behavior of IDPs were most frequently reported as the reasons for eviction, by 65% of the sites that evicted residents.

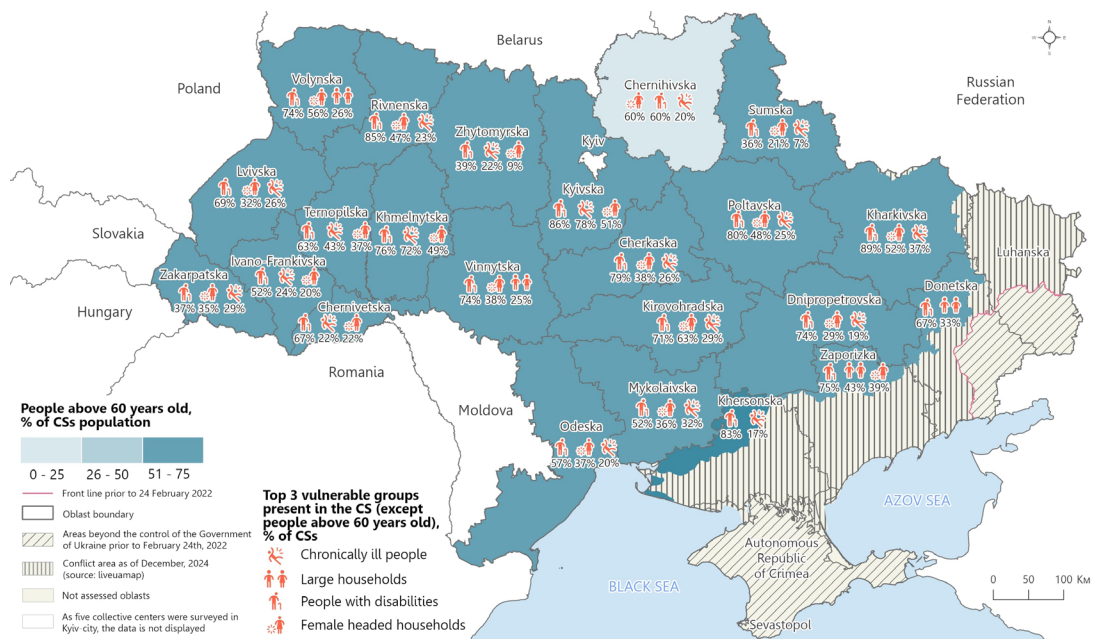
### Age and sex distribution of the collective sites population, % of CS residents



### People who require caregiver support

Unaccompanied individuals requiring caregiver support but unable to receive it on-site were reported in 9% of the surveyed CSs. The highest prevalence of such cases was observed in Kyivska and Mykolaivska oblasts (24% each), followed by Khmelnytska and Kharkivska oblasts (20% each). Chernivetska oblast had the highest percentage of sites with unaccompanied children (8%).

## PRESENCE OF OLDER PEOPLE AND OTHER VULNERABLE CATEGORIES IN COLLECTIVE SITES



1. The total capacity and occupancy rate was calculated based on 1,405 responses and includes only active CSs.  
 2. Multiple choices were permitted; the sum might exceed 100%.

## MINIMUM STANDARDS

In September 2023, the Cabinet of Ministers of Ukraine adopted Resolution No. 930 "On the functioning of collective sites for internally displaced people"<sup>4</sup>, which set out minimum standards for collective centres.

Minimum standards include requirements related to organisational and legal principles of the site functioning, the availability and state of various engineering systems, the space arrangement and necessary infrastructure, sanitation and hygiene facilities, as well as equipment of the collective site premises with the necessary household and other appliances.<sup>5</sup>

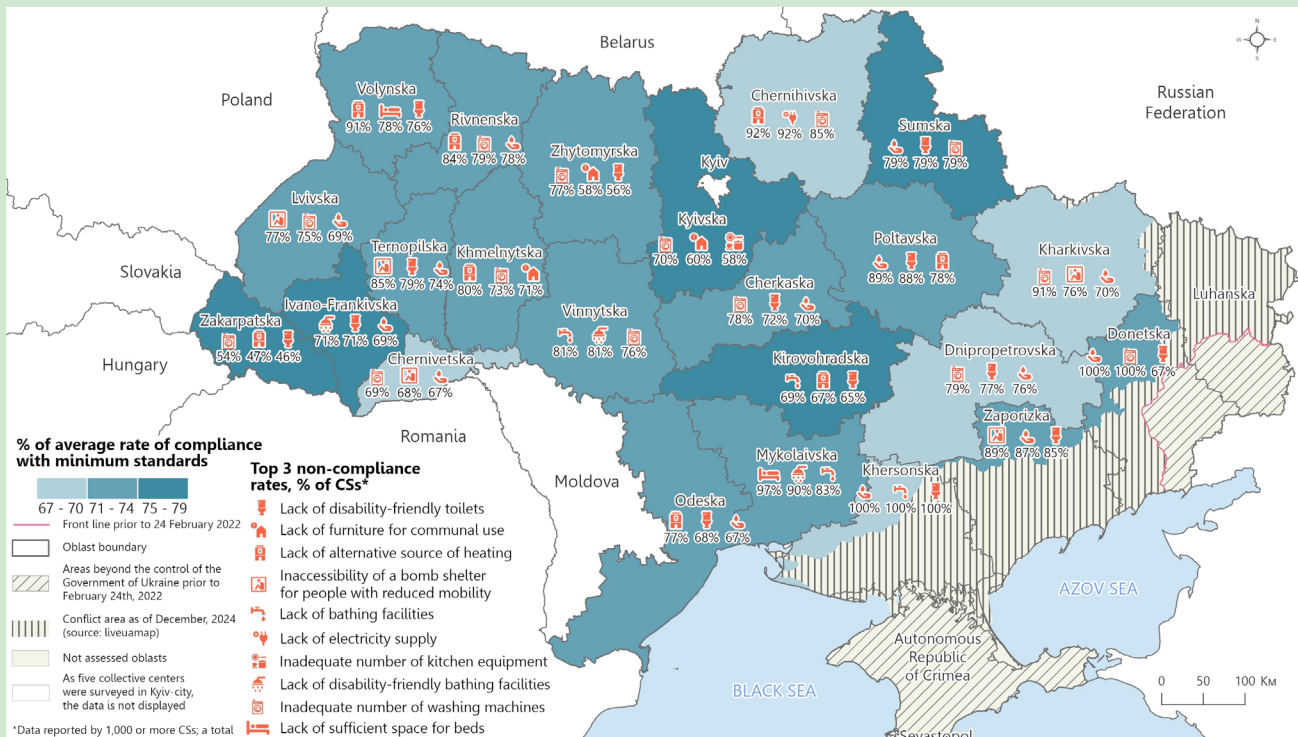
Also, Resolution No. 261-2022-p provides monthly

financial assistance to IDPs for living and housing expenses, prioritizing vulnerable groups like children, pensioners, and people with disabilities, while ensuring proper fund use through monitoring mechanisms.

Given the need for prioritisation in further interventions, information on the compliance of surveyed collective sites with the established minimum standards as well as the results from previous rounds is provided throughout this report.

The methodology for the calculation of the minimum standard compliance rates was developed in partnership with the Ukraine CCCM Cluster.

## MINIMUM STANDARDS COMPLIANCE



## SITE INFORMATION

Nearly half (48%) of the CSs were reported to be managed by local authorities, with educational institutions accounting for 33% and the national government managing 17% of the CSs.

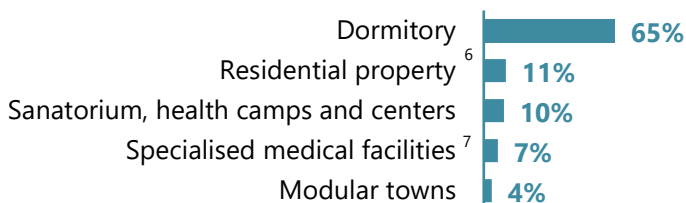
### Building type

The data shows that 67% of the CSs surveyed were established in residential buildings, while the remaining 33% were located in non-residential buildings.

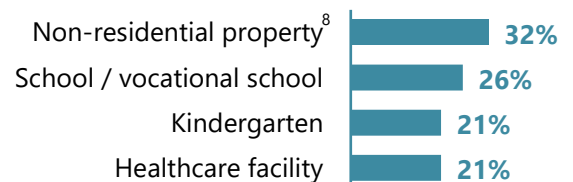
### Collective sites registration

Over three-quarters (78%) of the CSs surveyed were reported to be included in the official list of sites adopted by the oblast authorities. Registration information for 3% of the sites had been submitted but not yet processed, while the managers of 12% of the CSs reportedly had not initiated the registration process. Non-registered sites were most prevalent in Volynska (56% of monitored CSs), Mykolaiv'ska (34%), and Rivnenska (26%) oblasts.

#### Types of residential buildings, % of CSs



#### Types of non-residential buildings, % of CSs



4. Resolution of the Cabinet of Ministers of Ukraine dated September 01, 2023. [No. 930](#).

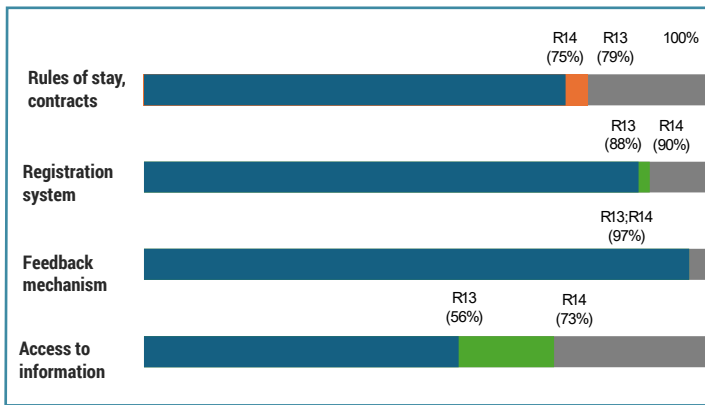
5. The full list of minimum standards can be found in Annex 1 to this brief.

6. For the purposes of this study, residential property encompasses hotels and hostels.

7. Specialised medical facilities are understood as medical facilities that provide inpatient care for people with disabilities, mental health issues, for older people, and children.

8. Non-residential property includes: religious building, library, shop, office building, house of culture, restaurant, public institution, etc.

## ORGANISATIONAL AND LEGAL PRINCIPLES OF COLLECTIVE SITES FUNCTIONING



Note: The observed higher rate of access to information may be caused by adding new answer option "All of the above" in round 14.

### CSs Regulations

Most (96%) of the CSs had an enrollment system in place to register residents. Of these, 90% recorded both new arrivals and those who leave, while 6% recorded arrivals only. The most commonly required documents<sup>10</sup> for accommodation in the CSs were a national passport (93%), an IDP certificate (81%), and a taxpayer identification number (55%) (RES930\_121).<sup>11</sup>

The majority of CSs (88%) reportedly had written rules of stay, and over three-quarters (79%) had signed contracts with IDPs to define the terms of hosting. This was less common in Chernivetska (45%) and Zhytomyrska (64%) oblasts.

### Information provision, % of CSs (RES930\_141)

95%	Information about available healthcare facilities and services
95%	Information about IDP registration
93%	Information about government and local programs providing cash or in-kind support to IDPs
91%	Information regarding pensions and state social protection programs
91%	Information about how to apply to local authorities/state bodies, receive documents confirming war-related damages to house and/or property, and receive compensation
89%	Information about legal aid
89%	Information about accommodation options outside of the site (rented apartments, social housing, etc.)
87%	Information about registration in the employment centers, its career guidance events, and employment opportunities it offers
87%	Information about public education services (e.g. enrollment in schools and kindergartens)
82%	Information about PSEA and GBV services
80%	Information about explosive ordnance risk education

10. Other documents reported to be required for accommodation were referral (warrant) for settlement from local or state authorities (19% of the CSs), medical certificate/s (15%), military card (7%), and pensioner's ID (11%).

11. Full list of specific minimum standards can be found in the table in Annex 1.

12. Resolution of the Cabinet of Ministers of Ukraine dated March 11, 2022. No. 261.

13. Multiple choices were permitted; the sum might exceed 100%.

14. For accommodation and utilities included. Common for geriatric facilities.

### Feedback and complaint mechanism

The overwhelming majority of CSs (97%) reported having feedback and complaint mechanisms in place. In 86% of these CSs, complaints were handled directly by site management. Communication channels reportedly included suggestion/feedback boxes (41%) and hotlines (19%) (RES930\_131). Sumska oblast showed the highest proportion of CSs without a feedback mechanism (17%). Residents in almost all CSs (98%) with feedback and complaint mechanisms were reportedly aware of how to access them, with exceptions primarily noted in Odeska (5%) and Zhytomyrska (4%) oblasts (RES930\_132).

### Site administration training

Nearly one-fifth (19%) of CS managers reported not having completed any training. Of those who were trained, 64% received the first aid and/or psychological assistance training, 60% were trained on rules for handling explosive objects, 52% received training on protection topics (e.g., prevention of sexual exploitation and abuse (PSEA), gender-based violation (GBV) prevention, etc.), 39% attended CCCM Cluster induction session, and 31% completed training on site management (other than CCCM induction training). The highest percentages of the CS managers without any training were in Donetsk, Zaporizka, Ternopil'ska (43% each) and Lviv'ska (40%) oblasts.

### Fees for staying and utilities

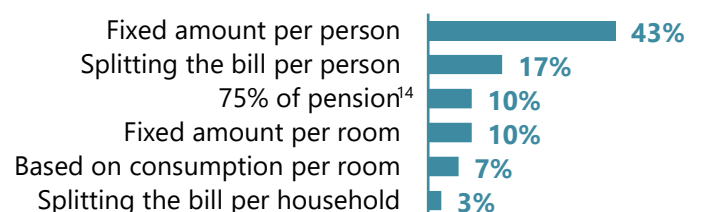
Approximately 14% of CS managers reported charging IDPs for rent or some other form of compensation to be hosted in the site, excluding charges for utilities. Those payments for staying were reported to be most common in Dnipropetrovska (28%) and Rivnenska (27%) oblasts.

The average monthly residence fee was reported to be UAH 1,424 per IDP, an increase from UAH 1,361 in the previous round.


With regards to compensation for utilities, 62% of the CS managers claimed to receive it from the state budget as per Resolution #261,<sup>12</sup> which regulates provision of monthly financial assistance to IDPs for living and housing expenses, prioritizing vulnerable groups like children, pensioners, and people with disabilities. Also, 14% of CSs charged the site residents, and 5% covered utility costs with support from humanitarian actors. Nearly 16% of the CS managers stated receiving no compensation.

The average monthly utility charges amounted to UAH 1,015 per resident.

### Most frequently reported modalities of charging IDPs for the cost of utilities, % of CSs charging for utilities<sup>13</sup>



## SPACE ARRANGEMENT AND INFRASTRUCTURE



### Accommodation

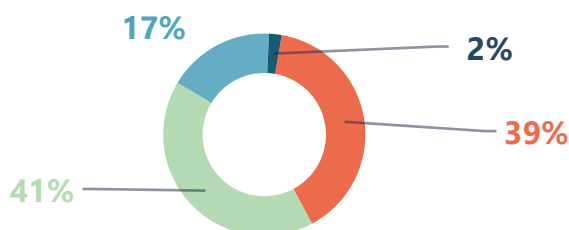
More than half (54%) of the CSs were reported to be used not only for hosting IDPs but also for their primary function. Of these, in 32% of cases the areas allocated to IDPs were not separated from the areas used for the primary function of the site, with 60% in Mykolaivska, 56% recorded in Chernivetska and 53% in Odeska oblasts (RES930\_311). Further, 10% of the CS managers claimed that the common areas allocated to IDPs were not separated from their living areas. This was particularly the case in Chernivetska (27%), and Rivnenska (23%) oblasts (RES930\_321). In about a quarter (25%) of the CSs, the living areas of IDPs were used not only as their private space but also for other purposes such as recreation or communal meals. This issue was specifically observed in Rivnenska (51%), Volynska (40%), Chernihivska and Mykolaivska (38% in each) oblasts.

### Private spaces

The majority (86%) of the CS managers reported that IDPs were accommodated in single-family rooms, while 43% stated that some or all rooms were shared by multiple households, including 23% of those lacking any space dividers, such as screens or partitions. The highest concentrations of such sites were found in Kirovohradska (36%), Ivano-Frankivska (35%), Zaporizka and Mykolaivska (31% in each) oblasts.

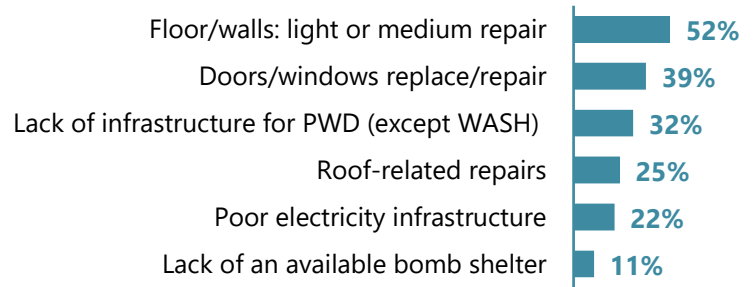
Overall, in 3% of the surveyed CSs residents reportedly shared one open space with or without space partitions. This proportion increased to 9% in Odeska and 8% in both Zhytomyrska and Chernihivska oblasts. Noteworthy, 30% of the CSs which were reported to have sleeping areas shared by multiple households were also reported to have no gender separation in the sleeping areas. This was especially common in Zaporizka (65%), Kyivska (63%), and Potavska (55%) oblasts. Partial segregation of such spaces was reported in 12% of such CSs.

### Square meters in the sleeping space allocated to each person, % of CSs (RES930\_341)



■ Up to 6 ■ Six and more ■ Both modalities ■ Do not know

### Top reported shelter needs according to site managers, % of CSs<sup>15</sup>



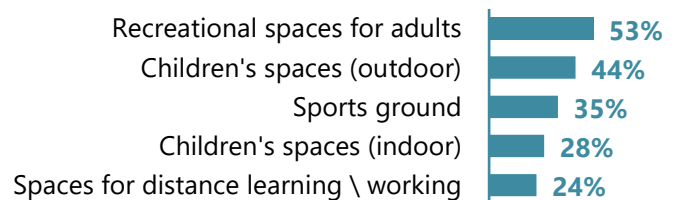
Furthermore, 89% of CSs reportedly had an average of 4 people sharing a sleeping space. However, in 19% of CSs, up to 8 residents were accommodated in one space, and in 3% of CSs 12 people reportedly were sharing a single sleeping area. 10% of CSs in Dnipropetrovska oblast have 12 people sharing a single sleeping area. In some cases, the overcrowding in CSs is alarming. Up to 20 people were reported to share a single sleeping space in 9% of CSs in Odeska oblast and 6% in Kharkivska oblast. Additionally, 39% of CSs indicated that sleeping space was limited to 6 square meters or less per person.

According to reports, 85% of CSs had entrance doors to sleeping areas allocated to IDPs equipped with locks or latches, while 8% of CSs indicated that the doors were partially equipped. A small percentage (7%) of site managers reported a lack of locks or latches, with notably higher proportions found in Mykolaivska (22%) and Kyivska (15%) oblasts. It is important to mention that it is mandatory to equip sleeping area with locks or latches according to Resolution 930 standards.

### Common spaces

The majority (87%) of the CSs reportedly had kitchen(s), 51% had communal eating areas, and 37% had at their common food storage. A few sites (4%) were reported not having all the common areas mentioned, particularly in Kyivska (10%) and Zakarpatska (9%) oblasts (RES930\_331.1).

### Most frequently reported other types of common spaces used on site, % of CSs<sup>16</sup>

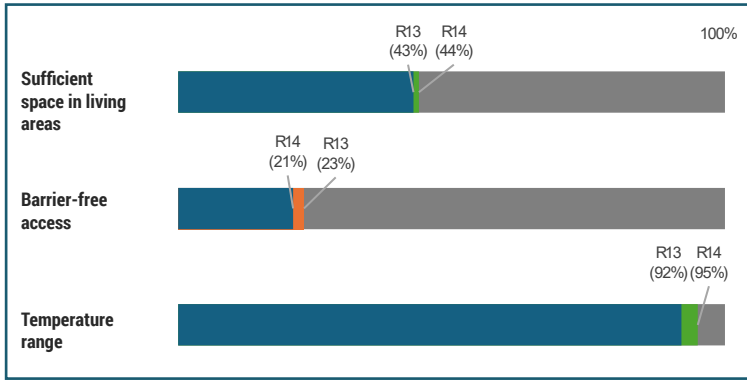


### Barrier-free access

According to the data obtained, 48% of the CSs surveyed were not equipped with disability-friendly infrastructure - elevators, external ramps, horizontal bars on doors, etc. Areas of particular concern in this regard were Zaporizka (71%), Dnipropetrovska (70%), Ternopil'ska (64%), and Kharkivska (61%), oblasts. In 31% of the surveyed CSs, disability-friendly infrastructure (excluding WASH) was only partially in place (RES930\_371).

15. KI indicated top 3 needs of CS; 16. Multiple choices were permitted; the sum might exceed 100%.

## ENGINEERING SYSTEMS IN COLLECTIVE SITES



More than two-thirds (73%) of collective sites (CSs) reported having a continuously functioning electricity supply system, despite the nationwide capacity shortages. The highest proportions of CSs experiencing interruptions were in Chernihivska (69%), Khersonska (56%), and Zhytomyrska (52%) oblasts (RES930\_211).

Consequently, it led to a less stable functioning of water supply systems with interruptions in 10% of the CSs (RES930\_231). Drainage systems were reported to be relatively stable in 93% of CSs (RES930\_241). Fifteen percent of the surveyed CSs were reported to have no properly functioning heating system. (RES930\_221).

This corresponded to the data that 95% of the CS managers were able to maintain the temperature in the CS premises at the seasonal standard (not below 18°C). In Chernihivska oblast compliance with the set standard was reported less frequently, by 69% of the CSs in each oblast (RES930\_381).

Noteworthy, the situation with regard to the continuous functioning of the ventilation system continued to deteriorate. The overall non-compliance score was 22%, with the highest rates in Chernihivska (46%), Mykolaivska (41%), and Vinnytska (39%) oblasts (RES930\_251).

## WINTERIZATION

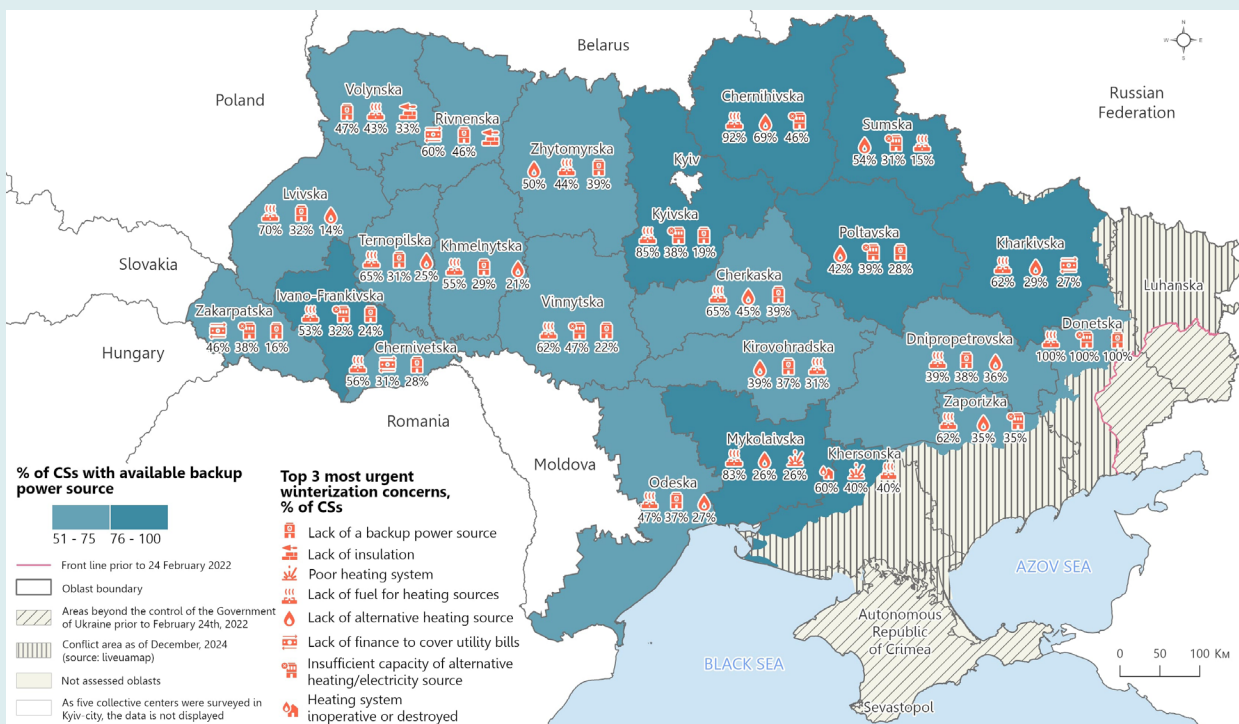
Central heating was reported as the primary heating source in 36% of CSs, followed by individual wood-fired boilers (26%) and gas-fired boilers (25%). Electricity was reportedly used for heating in 9% of CSs.

43% of assessed CSs indicated that fuel is needed for the heating season, with the highest proportions found in Chernihivska, Zaporizka (75% each), and Zhytomyrska (59%) oblasts.

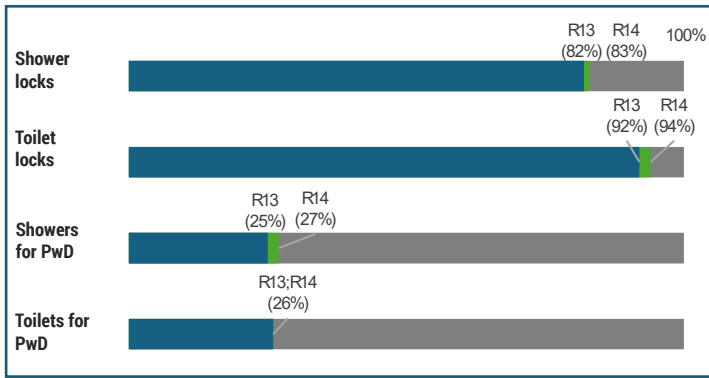
A significant number of CSs (28%) pointed to the absence of back up sources of power (generator/any other autonomous source) to ensure supply during power cuts and blackouts, rising up to 44% in Volynska oblast, 39% in Rivnenska oblast, 37% in Dnipropetrovska, and 36% in Zhytomyrska oblasts. (RES930\_212).

- A substantial portion of CSs (64%) reportedly did not have an alternative heating source, with this issue being particularly acute in Chernihivska (92%), Rivnenska (90%), and Volynska (89%) oblasts. (RES930\_222).
- Approximately 89% of surveyed CSs reported receiving no winterization support in the past three months, with this figure rising to 96% in both Odeska and Cherkaska oblasts, and 94% in Poltavska and Chernivetska oblasts. Notably, none of the assessed CSs in Chernihivska (13 CSs) and Donetsk (4 sites) received any winterization support, despite these oblasts reportedly showing weaker compliance with minimum winterization standards.
- Financial assistance to cover utility bills (4%) was the most commonly reported support provided. However, only 38% of recipients considered it fully sufficient, while 50% deemed it partially sufficient to meet the needs of IDPs in the CSs.

## WINTERIZATION NEEDS IN COLLECTIVE SITES



# SANITATION AND HYGIENE



## Access to water

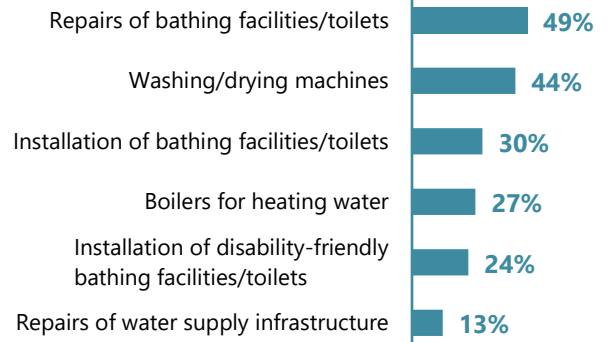
In surveyed CSs, 81% of managers reported that residents accessed water through on-site taps (i.e., a central water supply). Other commonly reported water sources included wells or boreholes owned by the CS (16%) and protected boreholes or wells (8%).

Reportedly, in 90% of the CSs surveyed site residents had enough water for all needs including drinking, cooking, personal hygiene, laundry, and other domestic purposes. The proportion was significantly lower in Mykolaivska (56%) and Zhytomyrska (65%) oblasts. Notably, 5% of the CSs in Kyivska and Volynska oblasts were reported to have no sufficient water for any of the above needs.

The vast majority (98%) of the CS managers stated that site residents had enough water to meet all needs on a daily basis. However, 17% of the CS managers in Khersonska oblast reported that this was not the case.

In total, 80% of CSs reported having full hot water availability, with much lower figures in Khersonska (44%) and Chernivetska (55%) oblasts. In Chernihivska oblast, just 15% of CSs had consistent access to hot water, largely due to limitations in boiler size or an insufficient number of boilers.<sup>18</sup> The majority (81%) of managers of the sites with access to hot water reported boilers as the primary source.

## Most frequently reported WASH concerns and needs, % of CSs<sup>17</sup>



## Bathing facilities and toilets

Overall, 53% of the CSs were reported to have a sufficient number of bathing facilities (RES930\_431) (the proportions were lower in Zakarpatska (32%), Kharkivska (33%), and Mykolaivska (34%) oblasts), while managers in 59% of the sites surveyed reported that the number of toilets was sufficient for the capacity of the site (RES930\_441).

Almost one-third of the CS managers reported gender-separated bathing facilities (29%) and toilets (28%), with a few reporting partial segregation (9% and 11%, respectively) (RES930\_431.1, RES930\_441.1).<sup>19</sup>

In terms of privacy, completely private bathing facilities and toilets were reported to be available in 83% and 94% of the CSs respectively. In addition, 16% of the CSs were reported to have the bathing facilities with a partial level of privacy (RES930\_432, RES930\_442).

A significant majority (72%) of CS managers reported the absence of disability-friendly bathing facilities, with the highest rates of unavailability in Zaporizka (94%) and Chernihivska (92%) oblasts. Additionally, 72% of CSs lacked disability-friendly toilets on-site, with Poltavka (90%) and Zaporizka (88%) oblasts showing the highest deficiencies (RES930\_433, RES930\_443).

## WASH NEEDS IN COLLECTIVE SITES

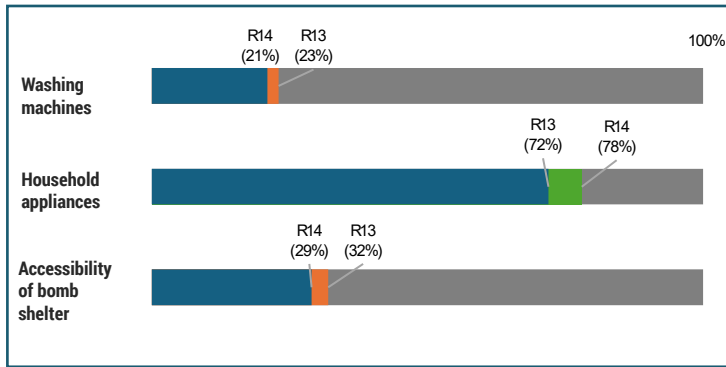


17. The sum exceeds 100% as multiple choices were permitted.

18. Partial availability due to insufficient size or number of boilers was reported in 10% of the CSs, followed by partial availability of hot water during certain hours in 8% of the CSs.

19. Mykolaivska (84%) and Khmelnytska (83% in each), oblasts reported the highest proportion of the CSs with non-separated by gender bathing facilities. Furthermore, toilets non-segregated by gender were most common in Chernihivska (85% of the CSs), Poltavka and Kharkivska (80% in each) oblasts.


## EQUIPMENT OF COLLECTIVE SITE PREMISES



Overall, around 84% of the CS managers reported a need for one or more types of non-food items (NFIs).

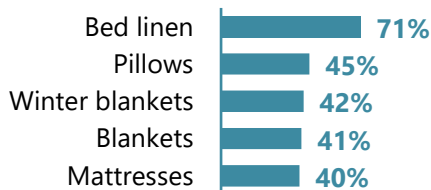
Only 21% of CSs have washing machines in the recommended amount (one washing machine per 10 people). The data shows that the need in hygiene and cleaning items is present in 69% of CSs. This proportion is the highest in Kyiv city (100% of 2 CSs need hygiene and cleaning items), Kyivska (90%), Ternopil'ska (87%), Khmelnytska (87%) and Zhytomyrska (84%) oblasts.

### Top 5 types of furniture needed, % of CSs<sup>20</sup>



More than half (55%) of the surveyed CSs were equipped with furniture in accordance with the number and needs of residents of the CS with the lowest compliance rates recorded in Kirovohradska (22%) and Kyivska (26%) oblasts. (RES930\_511).

### Top 5 types of sleeping items needed, % of CSs<sup>21</sup>

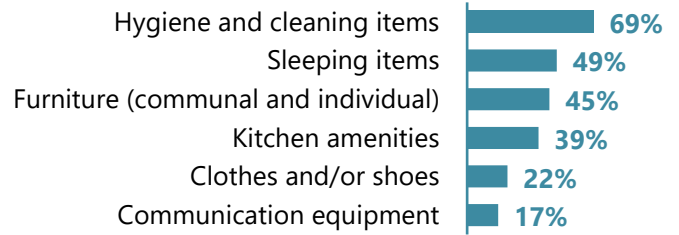


## Availability of an evacuation plan and fire extinguishers on site

It was reported that 97% of the surveyed CSs had an evacuation plan in place. This proportion was lower in Donetsk (75%), Ternopil'ska (93%), Zaporizka and Dnipropetrovska oblasts (94% in each). (RES930\_531).

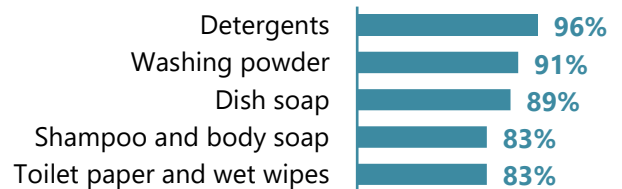
Fire extinguishers were reported to be available in sufficient quantities in 91% of the monitored sites, with partial availability reported in 7% of the CSs. Mykolaiv'ska oblast (6%), followed by Khmelnytska (5%), had the highest shares of the sites without fire extinguishers (RES930\_532).

### NFI needs, % of CSs<sup>22</sup>



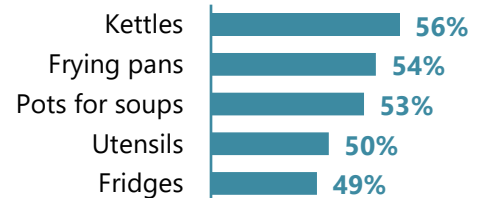
The lowest scores of non-compliance with regard to the provision of sleeping items for site residents were found in Kirovohradska (42%), Kherson'ska (44%), and Khmelnytska (50%) oblasts (RES930\_512).

### Top 5 needs for hygiene / cleaning items, % of CSs<sup>23</sup>



According to the site managers, 72% and 10% of the CSs monitored had an insufficient number of washing machines and drying machines or spaces for drying laundry, respectively (RES930\_522, RES930\_523).

### Top 5 types of kitchen amenities needed, % of CSs<sup>24</sup>



Reportedly, a total of 37% of the CSs were not equipped with the necessary kitchen appliances and accessories. The highest rates of non-compliance were observed in Kyivska (64%), Kherson'ska (56%), and both Khmelnytska and Vinnytska oblasts (55% each). (RES930\_521).

## Bomb shelter arrangement

The majority (86%) of the CSs reportedly had a bomb shelter either in the facility itself (44%) or nearby (less than 500m) (42%) (RES930\_534). It should be noted that in a total of 6% of the CSs the capacity of the bomb shelter was reported to be insufficient, most commonly in Kharkiv'ska (28%), Dnipropetrovska (12%) and Cherkask (11%) oblasts (RES930\_535), which are cities that are close to frontline.

Additionally, 64% of bomb shelters were reported as inaccessible for people with reduced mobility, with particularly high inaccessibility rates in Zaporizka (82%), Dnipropetrovska (77%), Lviv'ska and Kharkiv'ska oblasts (76% each). (RES930\_536).

20. Among the other most commonly reported types, 32% out of the CS managers that reported need for furniture, requested beds, 10% functional beds for special needs, and 6% folding beds.

21, 22, 23, 24. Multiple choices were permitted; the sum might exceed 100%.



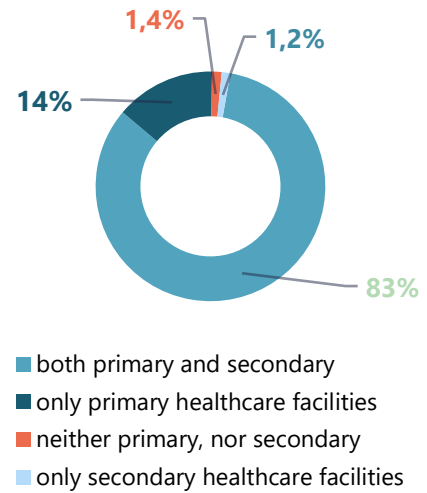
## HEALTH

According to the site managers, most of the host communities have available first aid and emergency medical care (91%) and recorded presence of family doctors and rural health posts (89%) as well as outpatient healthcare facilities (83%). Further, pharmaceutical facilities are available in three quarters (74%) of the host communities alongside multidisciplinary healthcare facilities (60%). Less than half of host communities provide specialised healthcare (46%) and reproductive health services for women and girls (41%). Meanwhile, it was reported that some communities lack all of the abovelisted services, mostly concentrating in Mykolaivska and Khmelnytska (3% in each) oblasts.

All surveyed CSs were reported to be accessible by ambulance.

First aid kits were reported to be unavailable in 7% of the CSs. The highest proportion of the sites without first aid kits (19%) was found in the Northern Hub, followed by 9% in the Eastern Hub. In particular, the non-availability of first aid kits was found to be more common in Chernihivska (46%), Kirovohradska (16%), and Lvivska (14%) oblasts (RES930\_533).

Availability of healthcare facilities nearby (less than 30 min by public transport), % of the CSs



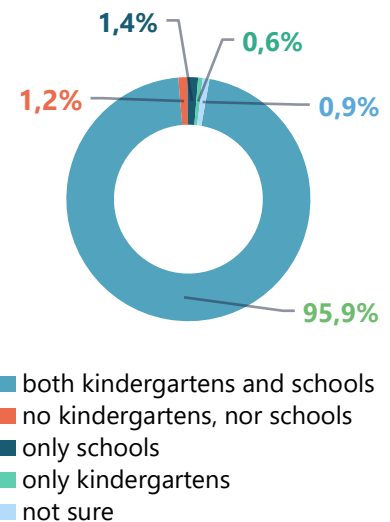
## EDUCATION

Some (34%) of the CS managers reported that the majority of school-aged children at the site were accessing education through a mixed mode,<sup>25</sup> while in 39% of the sites surveyed, children were mostly studying in-person. Remote access to education was reported in a further 24% of CSs. In 8% of the above sites children were reported to be learning remotely at the host community schools, while in 15% of the CSs they were reported to be learning remotely at schools in the area of origin.

Around 14% (compared to 18% in the July 2024 round) of the CSs reported at least one barrier for children in terms of access to education. Specifically, a lack of equipment (laptops, in particular) was reported as a barrier in 9% of those CSs, most frequently in Kharkivska (30% of the CSs), Mykolaivska and Zakarpatska (18% in each), and Chernihivska (17%) oblasts. A lack of separate space dedicated to distance learning was reported as a barrier in 5% of the above CSs, mostly in Zaporizka (21%), and Chernihivska (17%) oblasts. Meanwhile, a lack of learning materials was reported as a barrier in 4% of CSs.

Around 9% of the CSs reported that provision of education services was inhibited to some extent by the presense of IDPs living in the building, and 11% claimed that it had a considerable impact, to the point of disrupting their original function.

Nearby educational facilities with a possibility to enroll children (less than 30 min by public transport), % of the CSs



## COMMUNICATION MEANS

Wi-Fi connection was reported to be unavailable to residents in 11% of the CSs, and occasionally available in 6% of the CSs surveyed. Of the CSs with full Wi-Fi access (82%), the connection was reported to be free in 71% of them and on a pay-per-use basis in 27% of them.

In terms of the mobile network, the vast majority of the CS managers reported either normal (48%) or good (43%) signal strength. Poor mobile network quality was reported in 7% of the surveyed CSs, primarily in Sumska (17%), Kirovohradska (16%), Zakarpatska and Kyivska (13% in each) oblasts.

25. Mixed mode of education combines both in-person and remote learning.

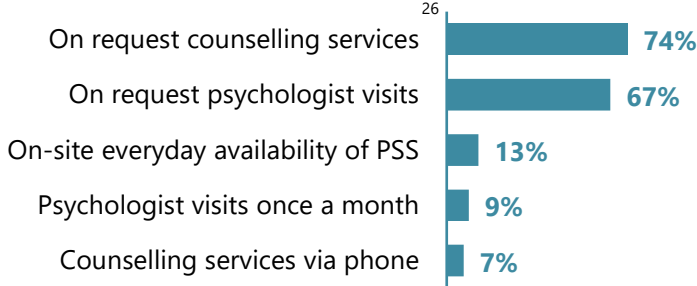
## PROTECTION

### Psychosocial support for adults

Psychosocial support (PSS) for adults was reported to be available in 92% of the CSs. Of these CSs, 98% reported that site residents knew how to access such support.

The lowest percentages of the CSs with PSS services available were found in Odeska (71%), oblasts, as well as 3 out of 4 CSs in Donetska oblast.

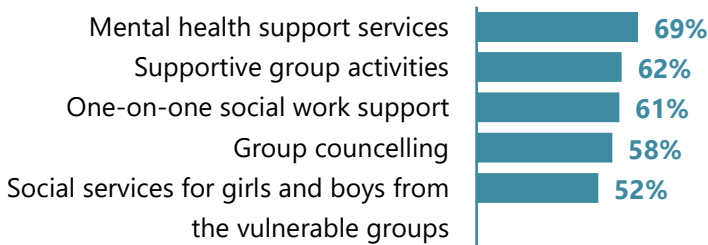
#### Most common PSS services modalities, % of CSs



### Psychosocial support for children

Psychosocial support services for children in host communities were completely absent in 4% of the surveyed CSs, with Mykolaivska and Zakarpatska (12% each), and Odeska (11%) oblasts being the most problematic in this respect.

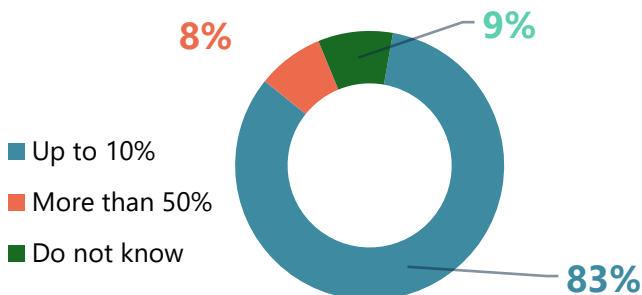
#### Modalities of psychosocial support for children available on site, % of CSs<sup>27</sup>



### Discrimination against IDPs

Overall, around 1% of the site managers reported they had information about discrimination against site residents on the basis of political, religious, and other beliefs, gender, age, disability, ethnic and social origin, language, or any other grounds. Particularly, it was reported in Zaporizka and Ternopiiska (4% each) oblasts.

#### Proportion of site residents who informed about discrimination, % of CSs reporting such a problem

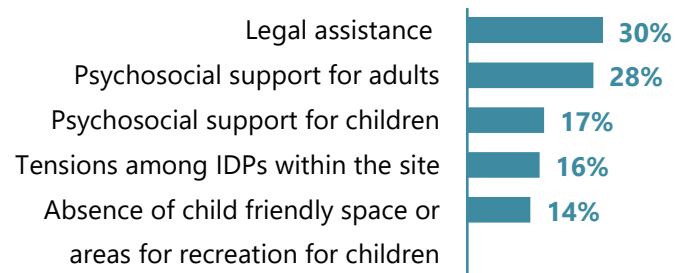


### Gender-based violence (GBV) and human trafficking

Reportedly, 88% of the CS managers were aware of referral pathways for a survivor of GBV, human trafficking, or sexual exploitation and abuse (SEA). Of those who reported any of the above, most were aware of different hotlines (23%), ombudsman representatives (9%), UN email (7%), or international or national non-governmental organisations (NGOs) (6%), with the national police hotline and hotlines on trafficking, domestic violence, GBV and violence against children being the most common.

In terms of barriers to report GBV, trafficking or SEA incidents and to refer survivors, 88% of site managers reported no issues. A total of 10% of the site managers claimed that survivors did not agree to referral (especially in Poltavska (50%), Chernivetska (43%) and Kyivska (40%) oblasts), and 4% reported bureaucratic issues (more common in Chernivetska (29%) and Kyivska (20%) oblasts).

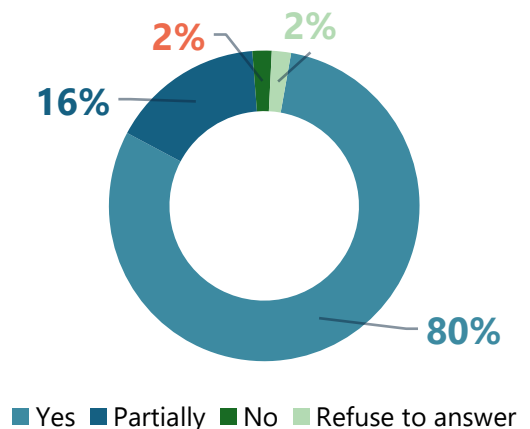
#### Protection concerns and needs most frequently reported as top 3 priorities, % of CSs<sup>28</sup>



### Social services provision

The majority (72%) of managers reported informing local authorities about the need for social services. Following all the submitted notices, 90% of local authorities have carried out on-site visits. As the result of the visits, 80% of authorities organized full provision of requested services, while 16% have partially accommodated the needs of the CSs. The most needed service is social transportation for people with disabilities to access services outside the CS (34%).

#### Reported visits by local authorities upon notice, % of CSs



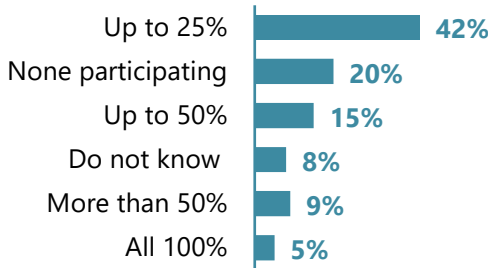
26. For the purposes of this study, services such as legal assistance, access to justice, reparation and compensation, restoration of core documentation, etc. are understood as counselling services.  
27, 28. Multiple choices were permitted; the sum might exceed 100%.

## DURABLE SOLUTIONS AND PARTICIPATION IN SITE MANAGEMENT

### Social integration

Almost three quarters (70%) of the CS managers reported that site residents participated in social activities within the host community, with the lowest share found in Sumska (14%) and Ivano-Frankivska (49%) oblasts. Residents in all of the surveyed sites (3 CSs) in Donetsk oblast did not participate in any social activities.

**Percentage of site residents participating in social activities, % of CSs**



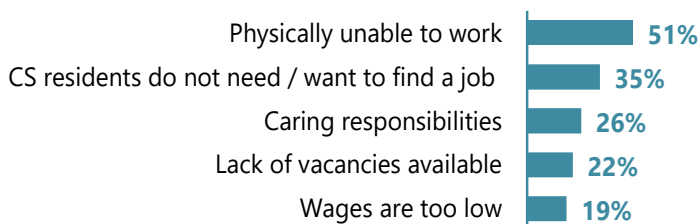
The most common reason for social inactivity was a lack of interest, cited by 59% of respondents (the same percentage as in the July 2024 round), closely followed by constraints related to age, illness, and disability (46%). A lack of time to participate in joint activities with the host community population as well as a lack of scheduled community activities were also reported in 26% and 10% of the surveyed CSs, respectively.

### Employment situation

In 44% of the monitored CSs, up to 25% of working-age residents (18–59 years old) were reported to be employed as of October 2024. Half as many site managers (20%) reported up to 50% of the CS residents in employment, while in 12% of the sites monitored up to 75% and in a further 7% of the CSs more than 75% of site residents were reported to be employed. Only 5% of the surveyed sites reportedly had all (100%) residents employed, mainly in Kyivska (24%), Vinnytska (12%), and Chernihivska (10%) oblasts.

The lowest proportions of employed site residents (up to 25%) were recorded in Mykolaivska (68%), Ternopilska (67%), Sumska (64%), and Kharkivska (62%) oblasts. The highest proportions of employed site residents (75%–99%) were recorded in Kyivska (35%) and Ivano-Frankivska (24%) oblasts.

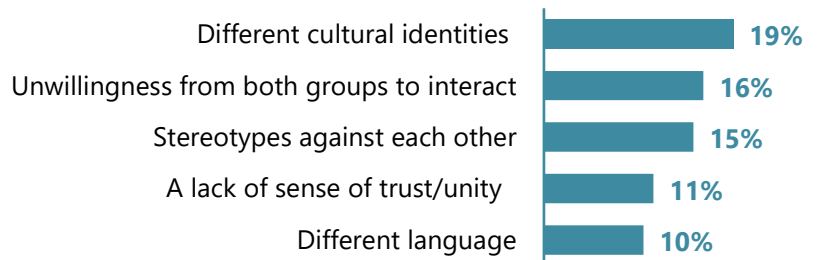
**Most common reported reasons for site residents' unemployment, % of CSs<sup>29</sup>**



### Social cohesion

It is worth noting that almost half (45%) of the site managers reported a relatively good relationship between site residents and the host community. A further 27% reported it as neutral, and 25% reported it as very good. Less than 1% of respondents (in total) reported that the relationship between site residents and the host community was relatively poor (the proportion rose to 4% in Zhytomyrska oblast).

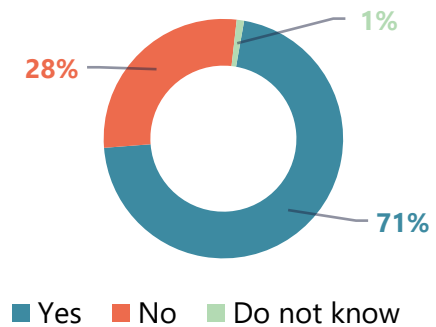
**Most frequently reported factors negatively influenced social cohesion, % of CSs**



### IDPs participation in managing site

Most (83%) of the CS managers reportedly consulted residents for decision-making on-site: 66% through individual consultations, 63% via general meetings, 21% through groups on social media, and 14% via IDPs' active groups / focal points.<sup>30</sup> According to the data obtained, IDPs were more likely not to be involved in the decision-making process in Odeska (34%), and Khersonska (17%) oblasts, and in 3 out of 4 CSs in Donetsk oblast.

**Reported residents' support in collective site administration, % of the CSs**



The data shows that Donetsk (all 3 assessed CSs), Sumska (86% of the CSs), Khmelnytska and Zhytomyrska (39% in each) oblasts showed the highest proportions of the sites without residents contributing to collective site management.

The most commonly reported forms of participation were site care and maintenance (including cleaning) (99%), followed by assistance with administrative tasks (22%), and initiatives aimed at upgrading site infrastructure (12%).

29, 30. The sum exceeds 100% as multiple choices were permitted.

## CASE STUDY: MANDATORY EVACUATIONS

The escalation of the military situation in frontline regions of Ukraine led to a new wave of evacuations from designated settlements.

The Coordination Headquarters for the Mandatory Evacuation of the Population chaired by Vice Prime Minister Iryna Vereshchuk endorsed evacuation orders made by regional state military administrations. From July to September, as reported on the Ministry for the Reintegration of Temporarily Occupied Territories website, evacuation decisions were implemented for 64 settlements in Donetsk oblast, 29 settlements in Kharkivska oblast, and 26 settlements in Sumska oblast.<sup>31</sup>

Based on information from the managers of CSs surveyed during the CSM Round 14 a total of 6278 IDPs arrived at these sites between July and October 2024. Of these, 68% (4281 persons) had recently been evacuated or self-evacuated from dangerous regions. The vast majority (96%) of CSs in Kyivska oblast, along with all surveyed CSs in Chernihivska (6 sites), reported hosting evacuated IDPs within the past three months.

Kharkivska oblast received the largest share of such evacuees (778 persons), followed by Dnipropetrovska

- (669), Kirovohradska (548), Kyivska (268), and Poltavska (263) oblasts.
- A significant number of IDPs relocated within their own oblasts, a notably 2385 individuals in the Eastern Hub region.. This highlights a prevailing trend of internal displacement within the same regional boundaries.
- A significant portion of the evacuated population included individuals aged over 60 and people with disabilities across all age groups. Among the newly arrived IDPs, 32% (2,037) fell into these vulnerable categories. The highest numbers were recorded in Kharkivska (370), Dnipropetrovska (341), and Kyivska (206) oblasts, as reported by CS managers. This underscores the need for CSs to ensure adequate living conditions for vulnerable populations.
- At present, infrastructure of many CSs reportedly requires significant improvements and upgrades to most notably accessible infrastructure for people with disabilities and people with limited mobility.
- During the July–September 2024 period, 11% of surveyed CSs reported that they had refused to accommodate new IDPs. The primary reason cited by over half of these sites (68%) was a lack of available places, while 10% specifically attributed the refusals to insufficient facilities and lack of places available for people with disabilities.

## NEWLY ARRIVED IDPS WHO WERE RECENTLY EVACUATED OR SELF-EVACUATED FROM DANGEROUS AREAS



31. Ministry of Reintegration of Temporarily Occupied Territories, [Evacuation](#), 2024

## CONTEXT AND METHODOLOGY

In July 2022, the CCCM Cluster in Ukraine, jointly with partners and with technical support from REACH, initiated regular Collective Site Monitoring assessments covering multiple sectors.

Primary data collection conducted by REACH and CCCM Cluster partners' enumerators is based on key informant interviews carried out with CS managers or focal points who are knowledgeable about the situation in the CSs.

The interviews were carried out both by telephone and in a face-to-face format. In the 14th Round, 72% of the interviews were conducted through face-to-face visits and 28% were conducted by phone.

The objective was to assess at least 50 CSs per oblast. Donetsk, Khersonska, Chernihivska, Kyivska, Sumska, Zhytomyrska, Mykolaivska, Odeska oblasts have less than 50 CSs; when possible, all were contacted.

### Limitations

The distribution of the surveyed sites does not reflect CSs location across Ukraine, and the actual coverage relies on partners' contributions and assistance. Results must be

read as indicative only. Out of 1,405 assessed CSs, 1,319 were reported to be actively hosting IDPs at the time of data collection, while managers of 86 CSs indicated that they were not hosting but were ready to do so. The latter were not asked the respective demography-related questions.

In addition, 1,119 of the sites surveyed in Round 14 had been monitored in Round 13. Therefore, the observed higher or lower rates of compliance with the minimum standards may not only reflect an improvement or deterioration in the situation in the specific CSs, but may also be due to differences between the sites surveyed.

### Related materials and products

CSM questionnaire for [Round 14](#).

Updated interactive [CSM dashboard](#), with the results of all CSM Rounds.

[CSM Round 13 Brief](#), with June-July 2024 results from key informants survey.

## ASSESSMENT COVERAGE

Hubs, oblasts	Nº of CSs	Hubs, oblasts	Nº of CSs
<b>Eastern Hub</b>	<b>460</b>	<b>Central Hub</b>	<b>394</b>
Dnipropetrovska	152	Chernivetska	77
Kirovohradska	101	Khmelnitska	76
Poltavska	82	Vinnitska	69
Kharkivska	70	Cherkaska	60
Zaporizka	51	Odeska	46
Donetska	4	Zhytomyrska	25
<b>Western Hub</b>	<b>479</b>	Mykolaivska	32
Zakarpatska	128	Khersonska	9
Lvivska	98	<b>Northern Hub</b>	<b>72</b>
Ivano-Frankivska	74	Kyivska	41
Rivnenska	69	Sumska	18
Volynska	54	Chernihivska	13
Ternopil'ska	56	<b>Total</b>	<b>1,405</b>

## ABOUT REACH

REACH Initiative facilitates the development of information tools and products that enhance the capacity of aid actors to make evidence-based decisions in emergency, recovery and development contexts. The methodologies used by REACH include primary data collection and in-depth analysis, and all activities are conducted through inter-agency aid coordination mechanisms. REACH is a joint initiative of IMPACT Initiatives, ACTED and the United Nations Institute for Training and Research - Operational Satellite Applications Programme (UNITAR-UNOSAT).

## CONTACTS

### CCCM Cluster Ukraine

Oleksandra Ferlikovska: [ferlikov@unhcr.org](mailto:ferlikov@unhcr.org)

Miranda Gaanderse: [gaanders@unhcr.org](mailto:gaanders@unhcr.org)

### REACH Ukraine

Yaryna Pysko: [yaryna.pysko@reach-initiative.org](mailto:yaryna.pysko@reach-initiative.org)

Anastasiia Fitisova:

[anastasiia.fitisova@reach-initiative.org](mailto:anastasiia.fitisova@reach-initiative.org)

## CONTRIBUTING PARTNERS



## Annex 1 MINIMUM STANDARDS COMPLIANCE

The information presented below indicates compliance with State Resolution #930 standards on the basis of current indicators in the CSM Round 14 survey. Note that the CSM survey obtains data from CS managers and focal points themselves.

Resolution #930 minimum standards and CSM Indicators				Compliance with minimum standard, % of CSs <sup>32</sup>				
Minimum standard group	Minimum standard	Minimum standard description	Standard number	Overall, % of CSs	Western Hub	Central Hub	Northern Hub	Eastern Hub
1. Organizational and legal principles of the collective site functioning	Agreement and Rules of residence of internally displaced people in the collective site	Presence of contracts, including the Rules for the residence of internally displaced people in collective sites, between the manager and residents of the collective site	RES930_111 (full compliance)	75%	70%	72%	82%	83%
			RES930_111 (partial compliance)	8%	11%	11%	3%	4%
	Registration of residents of the collective site	Records of people living in the collective site are kept in accordance with Appendix 4 to the procedure for the operation of collective sites for internally displaced people	RES930_121 (full compliance)	90%	86%	91%	94%	93%
			RES930_121 (partial compliance)	6%	9%	5%	1%	4%
	Feedback mechanism - system	1) Establishment by the head of the collective site of a feedback mechanism with residents of the collective site (placing boxes for submission of appeals, determination of reception hours by the head of the collective site, creation of chat groups in mobile applications, etc.)	RES930_131	97%	96%	97%	93%	98%
	Feedback mechanism - procedure	2) Establishment by the head of the collective site of a procedure for residents of the collective site to apply with statements, complaints and proposals and for their consideration by the head of the collective site	RES930_132	95%	94%	95%	92%	97%
	Access to information	Availability in the premises of the collective site of an information stand(s) indicating the address, contact phone numbers, official websites of emergency services, social services, health care institutions, executive power bodies, local self-government bodies, educational, social, psychological, and legal assistance institutions as well as information about the presence of the bomb shelters in the immediate vicinity of the collective site, etc.	RES930_141 (full compliance)	73%	66%	73%	75%	80%
			RES930_141 (partial compliance)	25%	33%	25%	17%	19%
2. Engineering systems	Electricity supply	1) The premises of the collective site are equipped with a continuously functioning power supply system (not including cases of emergency or planned shutdown)	RES930_211	73%	71%	68%	63%	80%
	Electricity supply (backup power)	2) Alternative power sources (generator, etc.) are available at the collective site	RES930_212 (full compliance)	23%	21%	29%	31%	18%
			RES930_212 (partial compliance)	48%	48%	41%	57%	54%

32. Data on compliance with the minimum standards is available at the oblast level and can be shared by the CCCM Cluster upon request.

## Annex 1

## MINIMUM STANDARDS COMPLIANCE

Resolution #930 minimum standards and CSM Indicators				Compliance with minimum standard, % of CSs				
Minimum standard group	Minimum standard	Minimum standard description	Standard number	Overall, % of CSs	Western Hub	Central Hub	Northern Hub	Eastern Hub
2. Engineering systems (continued)	Heating (primary heating, insulation, etc.)	1) Premises of the collective site are equipped with a continuously functioning heating system (not including cases of emergency or planned shutdown)	RES930_221	85%	85%	80%	79%	90%
	Heating (availability of alternative source of heating)	2) Alternative sources of heating are available at the collective site	RES930_222	35%	34%	36%	46%	33%
	Water supply	Premises of the collective site are equipped with a continuously functioning water supply system (not including cases of emergency or planned shutdown)	RES930_231	88%	87%	86%	85%	92%
	Drainage	The collective site is equipped with a continuously functioning drainage system	RES930_241	91%	91%	90%	89%	92%
	Ventilation	The collective site is equipped with a continuously functioning ventilation system	RES930_251	78%	85%	76%	72%	73%
3. Arrangement and infrastructure of the collective site	Separation of the living areas allocated to internally displaced people from the space used for the site's original function	Separation between the space allocated for internally displaced people (except for common spaces) from other premises of the building if the building simultaneously is used for its original functional purpose (educational institution, sanatorium-resort facility, dormitory) (n=692)	RES930_311	67%	72%	62%	58%	69%
	Separation of the living spaces and common areas of the collective site	Premises of collective sites are divided into common areas for internally displaced people and living spaces	RES930_321	89%	86%	87%	94%	94%
	Sufficiency of common spaces	Sufficiency of common spaces for the needs of the residents of the collective site (availability of places for general meetings, leisure, rooms for distance education of children, provision of services, etc.)	RES930_331 (full compliance)	5%	4%	6%	10%	7%
			RES930_331 (partial compliance)	74%	74%	72%	65%	74%
	Availability of common spaces	Presence of common spaces for the purposes of cooking (kitchen), eating, and food storage on the site	RES930_331.1 (full compliance)	26%	29%	22%	11%	27%
			RES930_331.1 (partial compliance)	71%	66%	75%	83%	69%
	Sufficient space in living areas	Allocation of at least 6 square meters per one bed (person) in living spaces	RES930_341 (full compliance)	44%	38%	43%	68%	48%
			RES930_341 (partial compliance)	17%	24%	15%	23%	12%

## Annex 1

## MINIMUM STANDARDS COMPLIANCE

Resolution #930 minimum standards and CSM Indicators				Compliance with minimum standard, % of CSs					
Minimum standard group	Minimum standard	Minimum standard description	Standard number	Overall, % of CSs	Western Hub	Central Hub	Northern Hub	Eastern Hub	
3. Arrangement and infrastructure of the collective site (continued)	Separation by gender	Living spaces shared by multiple households are separated by gender	RES930_351.1 (full compliance)	57%	70%	59%	35%	49%	
			RES930_351.1 (partial compliance)	12%	10%	11%	6%	16%	
	Locks/latches	Entrances to rooms where beds are located are equipped with locks or latches	RES930_361 (full compliance)	85%	86%	82%	83%	88%	
			RES930_361 (partial compliance)	8%	9%	8%	6%	6%	
	Barrier-free access	Premises of the collective site are equipped with infrastructure (ramps, handrails, etc.) that provides barrier-free access for people with reduced mobility	RES930_371 (full compliance)	21%	24%	22%	29%	17%	
			RES930_371 (partial compliance)	31%	33%	36%	38%	24%	
	Temperature range	Temperature in the premises of the collective site is maintained within the range of 18-25 °C	RES930_381	95%	95%	94%	93%	95%	
	4. Sanitation and hygiene	Mold and/or fungus	Absence of mold and/or fungus in the premises of the collective site	RES930_411	86%	87%	89%	81%	85%
		Insects and/or rodents	Absence of insects and/or rodents in the premises of the collective site	RES930_421	94%	98%	94%	93%	91%
		Shower/bathtub (at least 1 per 12 people)	1) Availability of a sufficient number of showers/bathtubs in the collective site (one shower/bathtub per 12 people)	RES930_431	53%	51%	56%	65%	50%
Shower/bath (separation by gender)		Showers/bathrooms are separated by gender	RES930_431.1 (full compliance)	29%	29%	24%	39%	31%	
			RES930_431.1 (partial compliance)	9%	16%	4%	7%	6%	
Shower/bath (locks/latches)		2) Showers/bathrooms are equipped with individual locks or latches	RES930_432 (full compliance)	83%	91%	84%	50%	78%	
			RES930_432 (partial compliance)	16%	8%	15%	47%	20%	

33. Relevance was applied: the question was asked only to those CSs who reported that a shower/bathtub is not located in premises of CS.



## Annex 1

## MINIMUM STANDARDS COMPLIANCE

Resolution #930 minimum standards and CSM Indicators				Compliance with minimum standard, % of CSs				
Minimum standard group	Minimum standard	Minimum standard description	Standard number	Overall, % of CSs	Western Hub	Central Hub	Northern Hub	Eastern Hub
4. Sanitation and hygiene (continued)	Shower/bathtub (for people with reduced mobility)	3) Availability of at least one shower/bathroom equipped for people with reduced mobility in the collective site	RES930_433	27%	28%	29%	44%	20%
	Shower/bathtub (nearby alternative within 50 meters)	4) Availability of a shower/bathtub within a radius of 50 meters from the collective site in the event that a shower/bathtub is not located in its premises <sup>33</sup> (n=22)	RES930_434	31%	40%	0%	0%	44%
	Toilets (at least 1 per 10 people)	1) Availability of a sufficient number of toilets in the collective site (one toilet per 10 people)	RES930_441	59%	57%	61%	60%	59%
	Toilets (separation by gender)	Toilets are separated by gender	RES930_441.1 (full compliance)	28%	28%	23%	48%	28%
			RES930_441.1 (partial compliance)	11%	20%	8%	3%	7%
	Toilets (locks/latches)	2) Toilets are equipped with individual locks or latches	RES930_442 (full compliance)	94%	96%	94%	90%	93%
	Toilets (disability-friendly)	3) Availability of at least one toilet equipped for persons with reduced mobility in the collective site	RES930_443	26%	27%	28%	49%	20%
	Toilets (nearby alternative within 50 meters)	4) Availability of toilets within a radius of 50 meters from the collective site in the event that they are not located in its premises <sup>34</sup> (n=16)	RES930_444	91%	100%	75%	67%	100%
	Waste management (functioning system)	1) Functioning waste management system at the collective site	RES930_451	97%	96%	98%	100%	98%
	Waste management (alternative)	2) Availability of garbage bins within a radius of 50 meters from the collective site	RES930_452 (full compliance)	96%	97%	94%	93%	96%
RES930_452 (partial compliance)			2%	1%	2%	6%	2%	
5. Equipment of the premises of the collective site	Furniture (for communal use)	1) Common-use premises are equipped with furniture in accordance with the number and needs of residents of the collective site	RES930_511 (full compliance)	55%	73%	49%	36%	44%
			RES930_511 (partial compliance)	2%	1%	3%	1%	4%

33. Relevance was applied: the question was asked only to those CSs who reported that a shower/bathtub is not located in premises of CS.

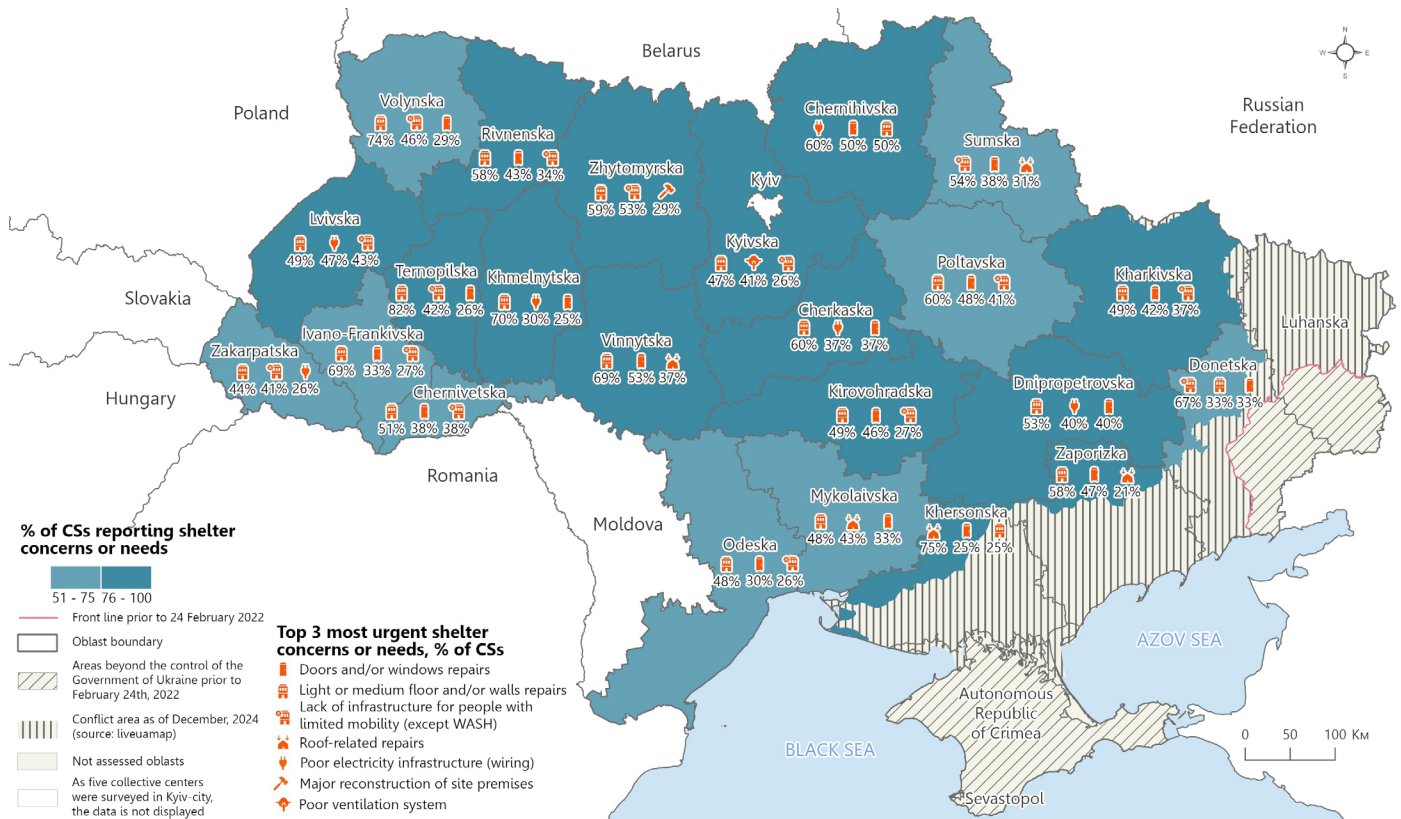
## Annex 1

## MINIMUM STANDARDS COMPLIANCE

Resolution #930 minimum standards and CSM Indicators				Compliance with minimum standard, % of CSs				
Minimum standard group	Minimum standard	Minimum standard description	Standard number	Overall, % of CSs	Western Hub	Central Hub	Northern Hub	Eastern Hub
5. Equipment of the premises of the collective site (continued)	Furniture (for individual use)	2) Residents are provided with individual-use furniture for furnishing private spaces (bed, wardrobe, etc.) and sleeping items (mattress, pillow, blanket, bed linen)	RES930_512 (full compliance)	72%	79%	69%	57%	70%
			RES930_512 (partial compliance)	27%	21%	30%	42%	29%
	Household appliances (kitchen equipment)	1) Kitchens and communal eating areas are equipped with the necessary household appliances and amenities	RES930_521 (full compliance)	61%	70%	53%	53%	59%
			RES930_521 (partial compliance)	2%	2%	2%	0%	3%
	Household appliances (washing machines)	2) Sanitary premises are equipped with washing machines in the recommended amount (one washing machine per 10 people)	RES930_522	21%	23%	23%	28%	18%
	Household appliances (drying machines or drying room)	3) Sanitary premises are equipped with drying machines in the recommended amount (one drying machine per 20 people) or (4) rooms are allocated for drying laundry	RES930_523 (full compliance)	76%	79%	78%	75%	72%
			RES930_523 (partial compliance)	13%	11%	11%	18%	15%
	Household appliances (boiler)	5) Showers/bathrooms are equipped with boilers in the absence of hot water supply (n=29)	RES930_524	78%	74%	71%	75%	91%
	Safety (evacuation plan)	1) Presence of evacuation plans	RES930_531	97%	97%	97%	99%	96%
	Safety (extinguisher)	2) Availability of fire extinguishers in the premises of the collective site	RES930_532 (full compliance)	91%	93%	89%	96%	89%
			RES930_532 (partial compliance)	7%	5%	7%	4%	9%
	Safety (first aid kit)	3) Availability of a first aid kit in the premises of the collective site	RES930_533	91%	93%	93%	81%	90%
	Safety (availability of a bomb shelter)	1) Collective site is equipped with the simplest shelter and/or is located 500 meters from the shelter	RES930_534	86%	86%	87%	89%	86%
	Safety (sufficient capacity of a bomb shelter)	2) Capacity of the bomb shelter is not less than the number of beds provided for accommodation in the collective site (taking into account the employees of the collective site) (n=1088)	RES930_535	90%	92%	92%	92%	86%
Safety (accessibility of a bomb shelter for people with reduced mobility)	3) The bomb shelter is accessible for people with disabilities and other people with reduced mobility (n=1088)	RES930_536	29%	32%	31%	47%	23%	

## Annex 2

# SHELTER NEEDS IN COLLECTIVE SITES



## Annex 3

# HUMANITARIAN ASSISTANCE RECEIVED IN COLLECTIVE SITES

