



Camps Population

1.98 M

Number of IDP population in IDP sites registered in ISIMM



Monthly Displacements*

8,971



IDP Returnees

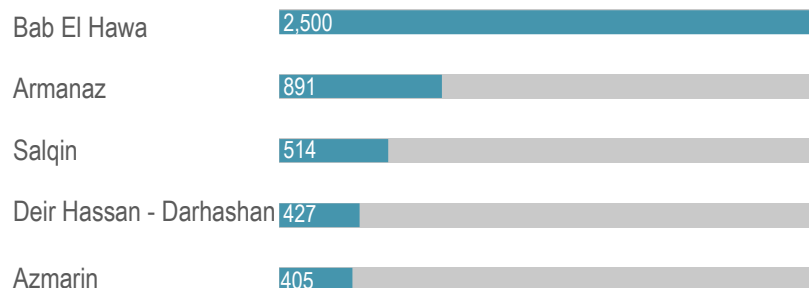
1,506

This report covers northwest Syria region for the period from 01/11/2023 to 30/11/2023. Data was collected from 893 accessible communities in both Greater Idlib and Northern Aleppo and Hama governorates through KIs which consists of 3 members.

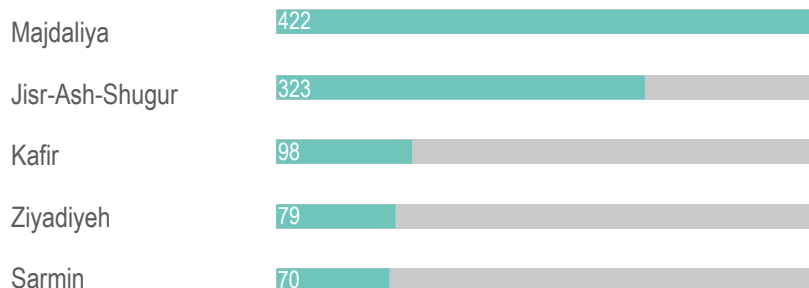
Disclaimer:

- 1.Displacements in north-west Syria (NWS) is highly fluid; IDP figures are rapidly changing due to dynamic environment and movements between sites and communities.CCCM will continue updating figures- monthly.
- 2.Returnees: refer to internal IDP movements from displacement sites to their homes or habitual residences in NWS.

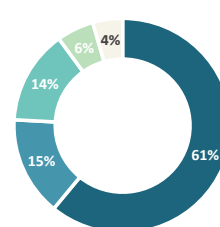
Top Arrival Communities



Top Returnee Destinations (Communities)

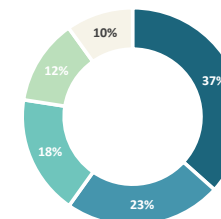


The pull factors for new arrivals



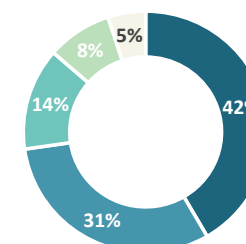
- Security situation in the assessed location
- Availability of safe passages to the assessed location
- Family ties/host community relationship
- Access to humanitarian assistance

The push factors for departures



- Loss of income
- Escalation of aerial bombardment
- Loss of assets
- Anticipation of future conflict escalation
- Escalation of ground-based conflict

Priority Needs (for new arrivals)



- Food
- Shelter
- Safety
- Winterization
- NFI



* This figures reflect the number of movements in November 2023, noting that individuals may have been exposed to multiple displacements, for that reason moving may vary.