



## Overview

As of September 30th, 2023, the Site Management Sector has identified **15 active gathering sites** within the Red Sea State, Sudan, where forcibly displaced persons seek refuge. These sites are concentrated in the Port Sudan locality. The current data indicates that these active gathering sites are currently providing shelter to the estimated total of 4,728 forcibly displaced individuals, residing in 1,247 households. **Notably, 80% of these individuals are Sudanese nationals, with the remaining 20% comprising either refugees or individuals from other countries** who have been displaced within Sudan due to conflict. In terms of location, all 15 gathering sites are situated in urban areas. Additionally, 87% of these sites function as collective centers, while the remaining 13% serve as spontaneous settlements. The list is still undergoing continuous verification by SMS partners and State Focal Points. The dashboard can be accessed at this link: [Sudan IDP sites master list](#)

**Age and Gender Demographics:** The population residing within these gathering sites exhibits a gender and age distribution as outlined below: 46% male and 54% female. In terms of age groups, the majority consists of adults aged 18-59, accounting for 57% of the population, followed by children aged 0-17 at 40%, and the elderly aged 60 and above at 3%.

**Shelter Categories:** The sheltering situation underscores that a substantial majority, precisely 60% of forcibly displaced individuals, are accommodated in public buildings. An additional 20% seek refuge in schools, with the remaining 20% finding shelter in open areas and abandoned private or public buildings.

**Priority Needs:** Site representatives have consistently emphasized pressing needs, with Food Support ranking as the highest priority, followed by Non-Food Items (NFIs) and Protection services as the second and third priorities, respectively. The [comprehensive site assessment](#) will begin promptly upon the completion of the mapping exercise.

## Key figures



**15**  
 active gathering sites



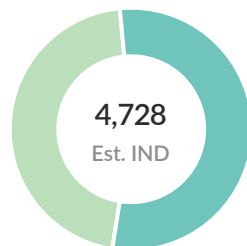
**100%**  
 gathering sites in urban area



**4,728**  
 estimated forcibly displaced persons

## Gender breakdown

Male (46%)      Female (54%)



**1,247**  
 households

## Priority needs



Food Security

1



Non-Food Items

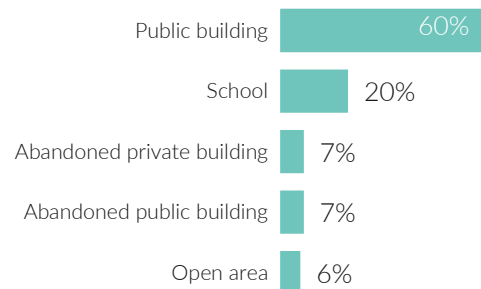
2



Protection

3

## Shelter Categories

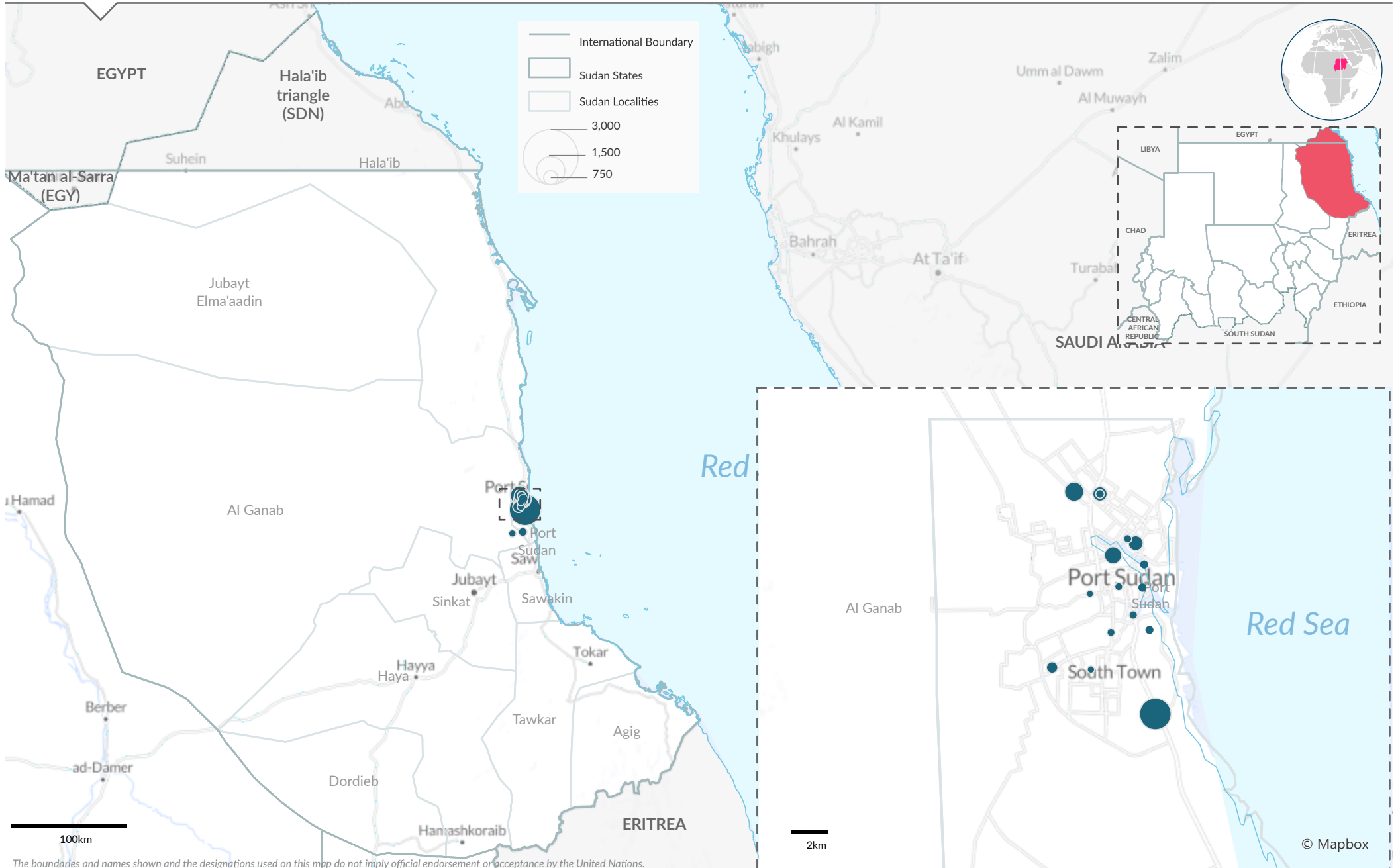


## Humanitarian Response

The IDP site representatives provided an overview of the services received from humanitarian actors, local authorities, and local communities. Food assistance, Non-Food Items (NFIs), and Protection services are the most prominently received, with a significant 21% of respondents mentioning their provision. Shelter and WASH (Water, Sanitation, and Hygiene) services each constitute 9% of the assistance received. Health services are less prominent at 6%, while Nutrition services are even lower at 2%. It is noteworthy that 11% of respondents reported not receiving any services. This underscores the critical importance of prioritizing food assistance, NFIs, and Protection services in response efforts. To address the gap, it is recommended to allocate additional resources and attention to Health and Nutrition services, especially considering the current lower levels of provision.

## Partners:





The boundaries and names shown and the designations used on this map do not imply official endorsement or acceptance by the United Nations.