



Camps Population

1.965 M

Number of IDP population in IDP sites registered in ISIMM



Recent Displacements*

5,223

-1,857 compared to the previous month



IDP Returnees

1,583

+238 compared to the previous month

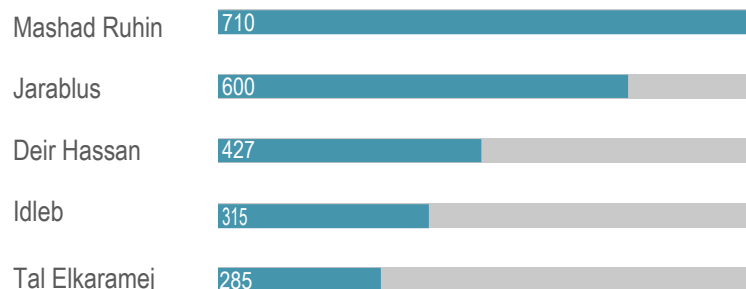
This report covers northwest Syria region for the period from 01/06/2023 to 30/06/2023. Data was collected from 845 accessible communities in both Idleb and northern Aleppo governorates through KIs. The data was collected by 2 KIs in 447 communities and 3 KIs in 398 communities.

Disclaimer:

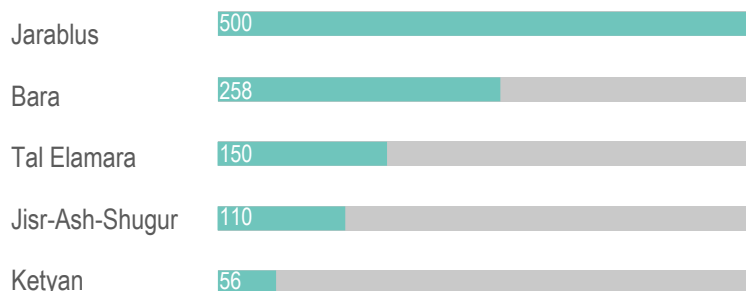
1. Displacements in north-west Syria (NWS) is highly fluid; IDP figures are rapidly changing due to dynamic environment and movements between sites and communities. CCCM will continue updating figures- monthly.

2. Returnees: refer to internal IDP movements from displacement sites to their homes or habitual residences in NWS.

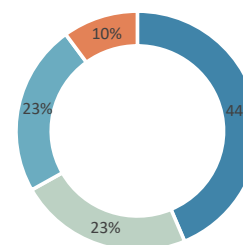
Top Arrival Communities



Top Returnee Destinations (Communities)

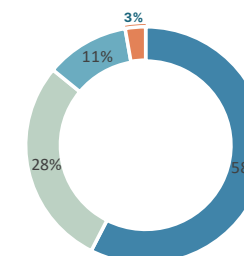


Most common pulling factors for new arrivals



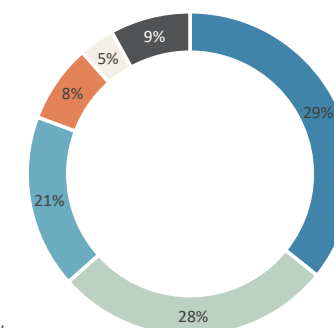
- Access to shelter/shelter support
- Security situation in the assessed location
- Family ties/host community relationship
- Access to income and employment opportunities

Most common reasons as push factors



- Increase in rent prices
- Loss of income
- Escalation of aerial bombardment
- Anticipation of future conflict escalation

Priority Needs (for new arrivals)



- NFI
- Food
- Livelihoods
- Shelter
- WASH
- Other



* This figure reflects the number of movements in June 2023, noting that individuals may have been exposed to multiple displacement, and that the reasons for moving may vary.