

CCCM Cluster Somalia Dashboard

as of March 2023

General Updates

Site Verification: #3 site verification assessments were conducted in 3 districts. The verification featured 15 sites in Buuhoodle district 7,307HH (44,250) The first ever site verification conducted in Xudur district in Sool Region by CCCM assessed a total of 05 sites with a population of 930 HH (5,580 individuals). Laas Caanood district in Sool Region as assessed by CCCM had a total of 05 sites with a population of 11,800 HH (70,800 individuals).

Coordination: Partners conducted 85 coordination meetings with Local Authorities in Dayniile, Khada, Belet Weyne and Kismayo and discussed drought-displaced new arrivals in sites and ways to enhance advocacy on service delivery. Partners held site-level meetings with CMCs and community members in Xudur, Galkayo and Marka to allocate living space for newly displaced populations and allow displaced population access existing services. Jubaland Commission for Refugees and IDPs – JUCRI, the CCCM PSEA focal point attended PSEA training for cluster partners, the aim of the training was improved understanding of concepts and definitions on PSEA, increased appreciation of how we can act against SEA (risk informed approaches to prevention, detection, mitigation, response to SEA cases).

Service Monitoring: Site monitoring activities occurred in 1,364 IDP sites covering 33 districts with 16 agencies administering this activity. Out of the 1,364 IDP sites managed by CCCM partners monitored in March, 559 have received new arrivals within the last month (41%). 84% of sites receiving new arrivals received community awareness activities on the availability of services. Overall, 57% of sites had water access for IDPs. 51% of sites have education facilities while 48% of sites can access education facilities within a 20-minute walk. 84% of sites have health facilities while facilities for nutrition stood at 69% of sites. 92% of surveyed sites consist of emergency shelter types with 6% of sites having transitional shelters and 2% of sites having permanent shelters. 17% of IDP households have received cash or food assistance within the last 6 months.

For more details on Site Monitoring, please see the dashboard: <https://bit.ly/3zZQJxE>

Communication with Communities: CCCM partners conducted orientation sessions on available humanitarian services including conducting services awareness sessions during MUAC screening to newly displaced IDPs from Laas'Canod in Garowe, Buhodle, Qardo, and Galkayo. CCCM partners also carried out, door-to-door sessions and public awareness-raising campaigns in IDP sites coupled with the distribution of posters, and erecting billboards in several sites with the intention to provide reliable information on available services; a total of 23,920 participants attended these sessions. In Baidoa, CCCM partners conducted campaigns on flood mitigation measures in the IDP sites that is located flood prone zone, conveying to the IDP communities flood prevention messages as the GU seasonal rain starts thus posing the risk of flooding.

Complaint and Feedback Mechanism (CFM): March featured 4,614 complaints raised which represented a 40% decrease of recorded issues compared to the number of complaints raised in the month of February which had 7,660 issues filled. However, issues filed from new arrivals have remained consistently high in both the months of February and March. Most of the complaints raised in March were from the Food Security and Livelihood (FSL) where 2,131 (46%) issues were recorded, 926 were registered in Shelter (20%) while under WASH, 490 issues were recorded (11%) totalling to 77% of the overall complaints raised and nearly half of them being recorded in FSL sector alone.

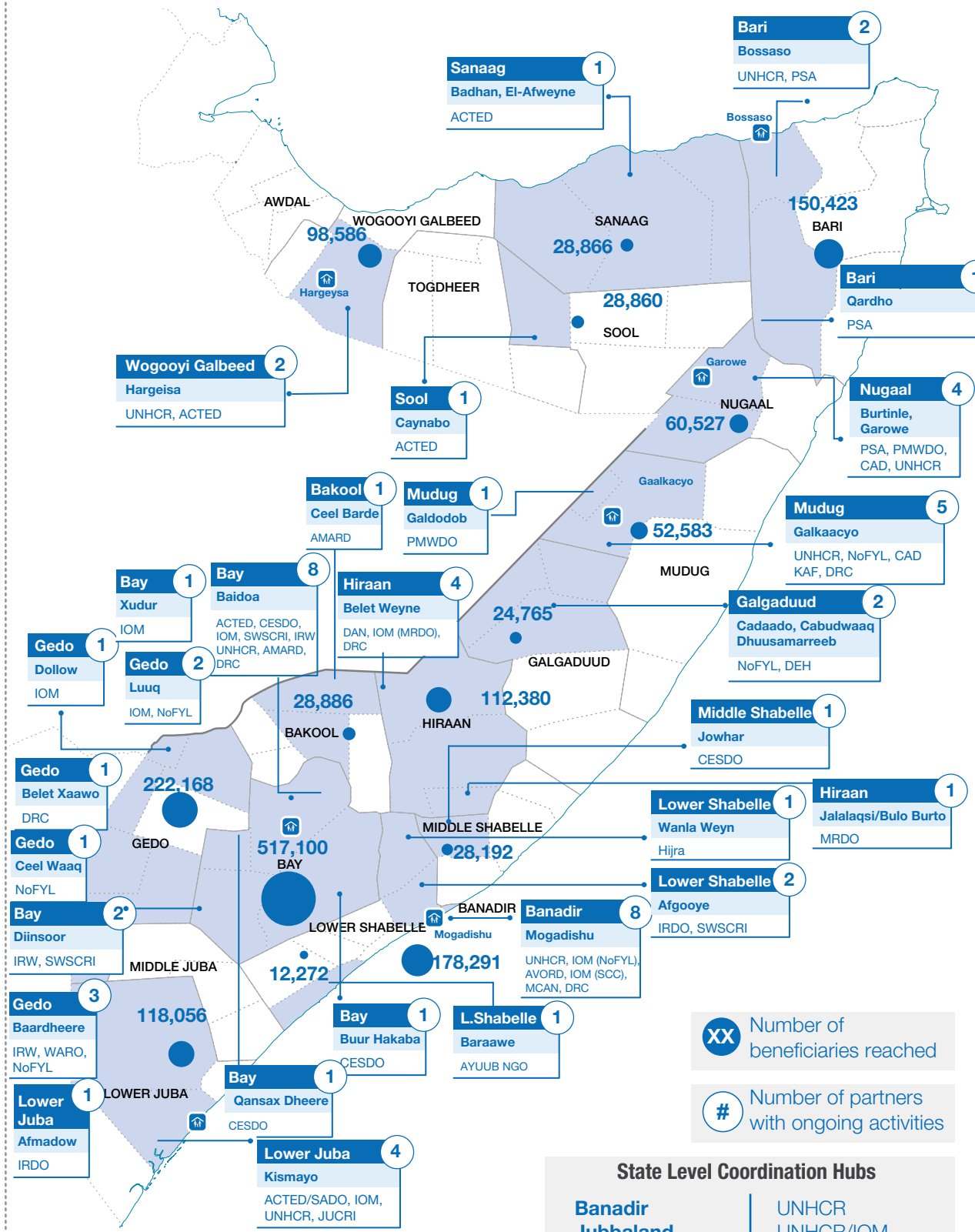
For more details on CFM please see the CFM Dashboard: <https://bit.ly/3DYAC5X>

Site improvement activities/Cash for Work: CCCM partners conducted site decongestion activities to improve access and mitigate the risk of fire in congested sites, waste disposal management and drainage systems. Partners carried out a total of 955 site improvement activities including regular site cleanup campaigns to collect garbage/wastes using DRR tools in incentivized Cash for Work approach by engaging site maintenance committees and community volunteers.

New Arrivals: CCCM partners continue recording large numbers of displaced populations arriving at IDP sites in Baidoa, Dayniile, Kahda, Gaalkacyo, Dollow and Baardhere including LaasCanod and other districts due to the impact of drought and or conflict in their areas of origin. In the month of March, at least 77,419 new arrivals were displaced. Majority being received in Baidoa, Dayniile, Khada, Gaalkacyo, and Dollow districts. At least 2,813 were displaced from Laas Caanood district due to the ongoing conflict. (NAT wk. 09-13). CCCM Partners continued to closely work with Nutrition Partners to conduct MUAC screening across sites, with SAM and MAM cases referred to Nutrition partners for assistance.

For more details on new arrivals to IDP sites please see the New Arrivals Tool (NAT) Dashboard: <https://bit.ly/3HFYA7F>

Operational presence of cluster partners



XX Number of beneficiaries reached

Number of partners with ongoing activities

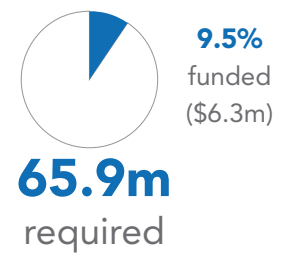
State Level Coordination Hubs

Banadir	UNHCR
Jubbaland	UNHCR/IOM
South West State	UNHCR/IOM
Hirshabelle	UNHCR/DAN
Galmudug	UNHCR
Puntland	UNHCR
Somaliland	NDRA/UNHCR


Overall Objective

To improve the living conditions and protection of IDPs in sites and settlements and ensure equitable access to services and assistance of all persons in need, with a clear focus on moving toward attaining durable solutions with full participation of the displaced and host communities.

Cluster Funding



Population Demographics



Baseline Data

