

CCCM Camp Profiles, Central Rakhine, Myanmar

June 2022

Township

All

Camp Name

All

CMA

All

Monitoring Period

2022-Q2



Individuals

137,140

Households

24,051

Children

49%

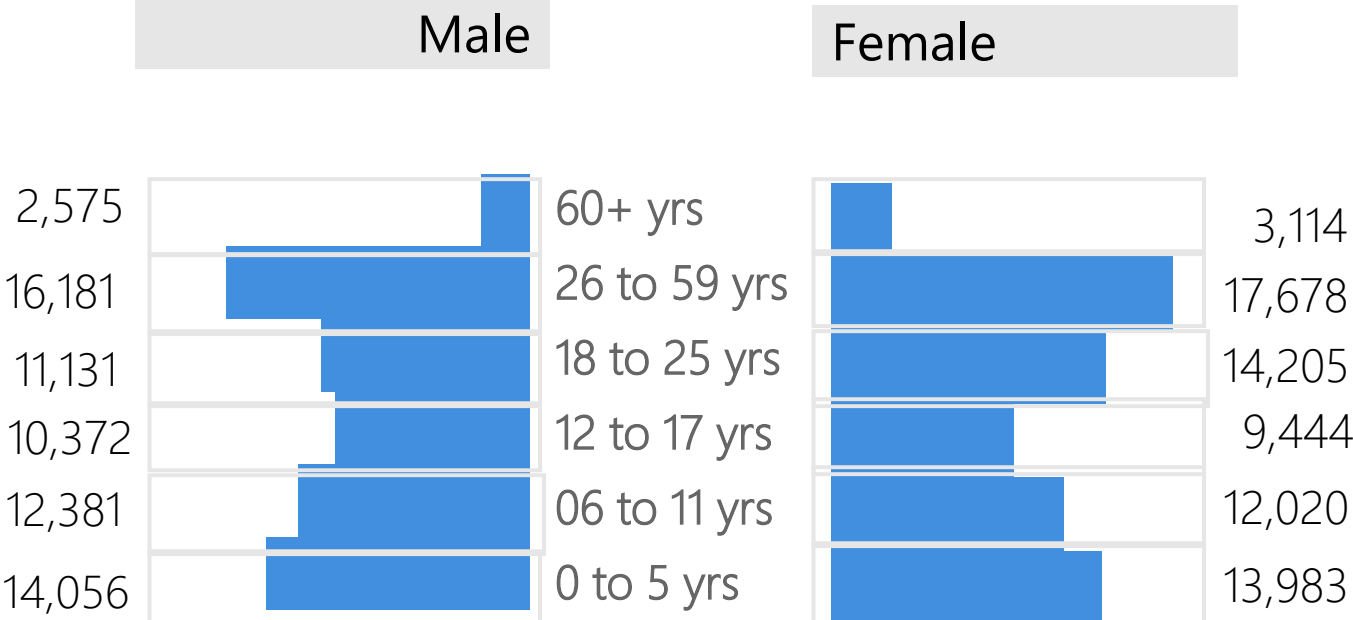
Elderly

9%

51%

of IDPs are female

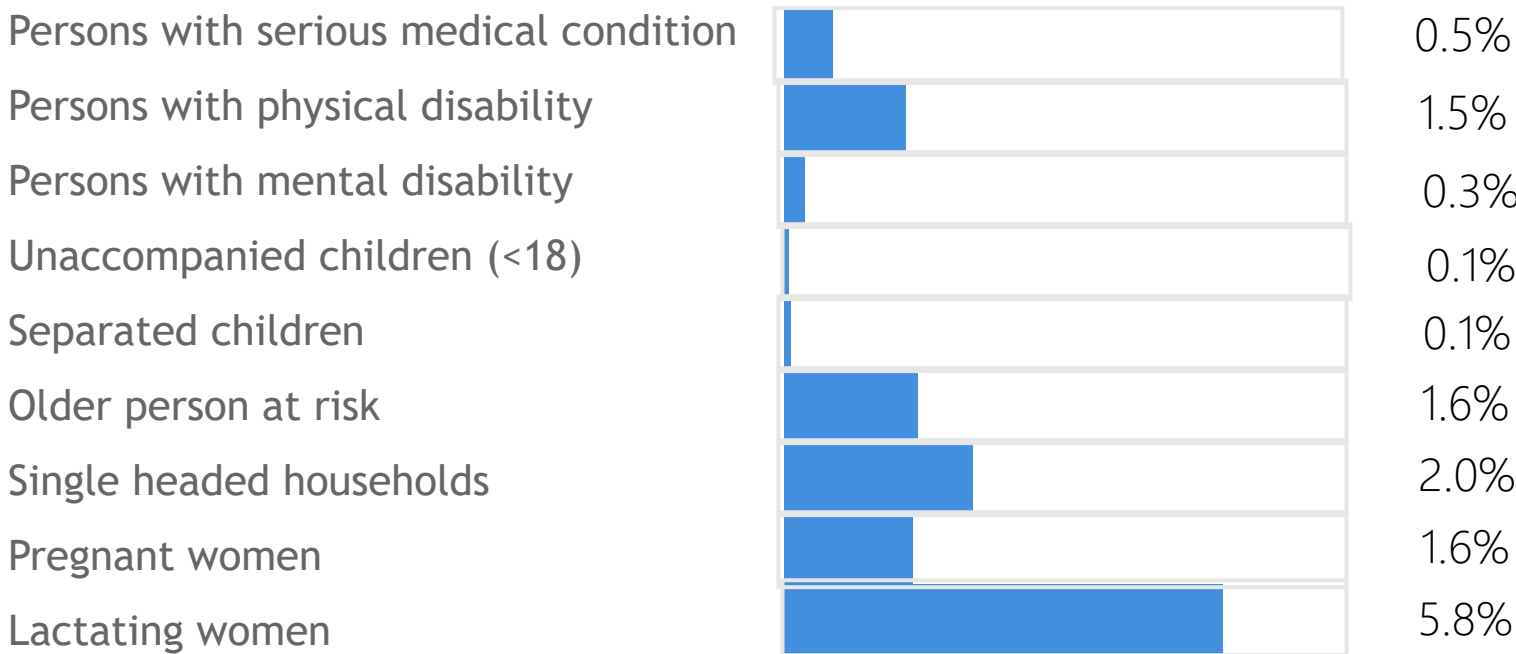
Age and sex breakdown



13%

of individuals have been identified with a vulnerability

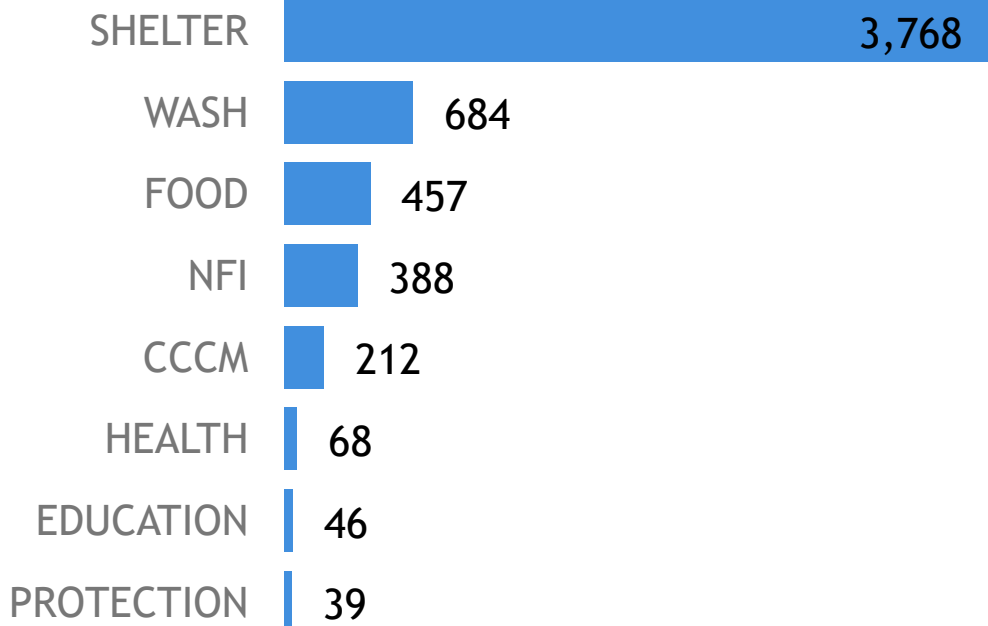
Persons with Specific Needs



total number of complaints:

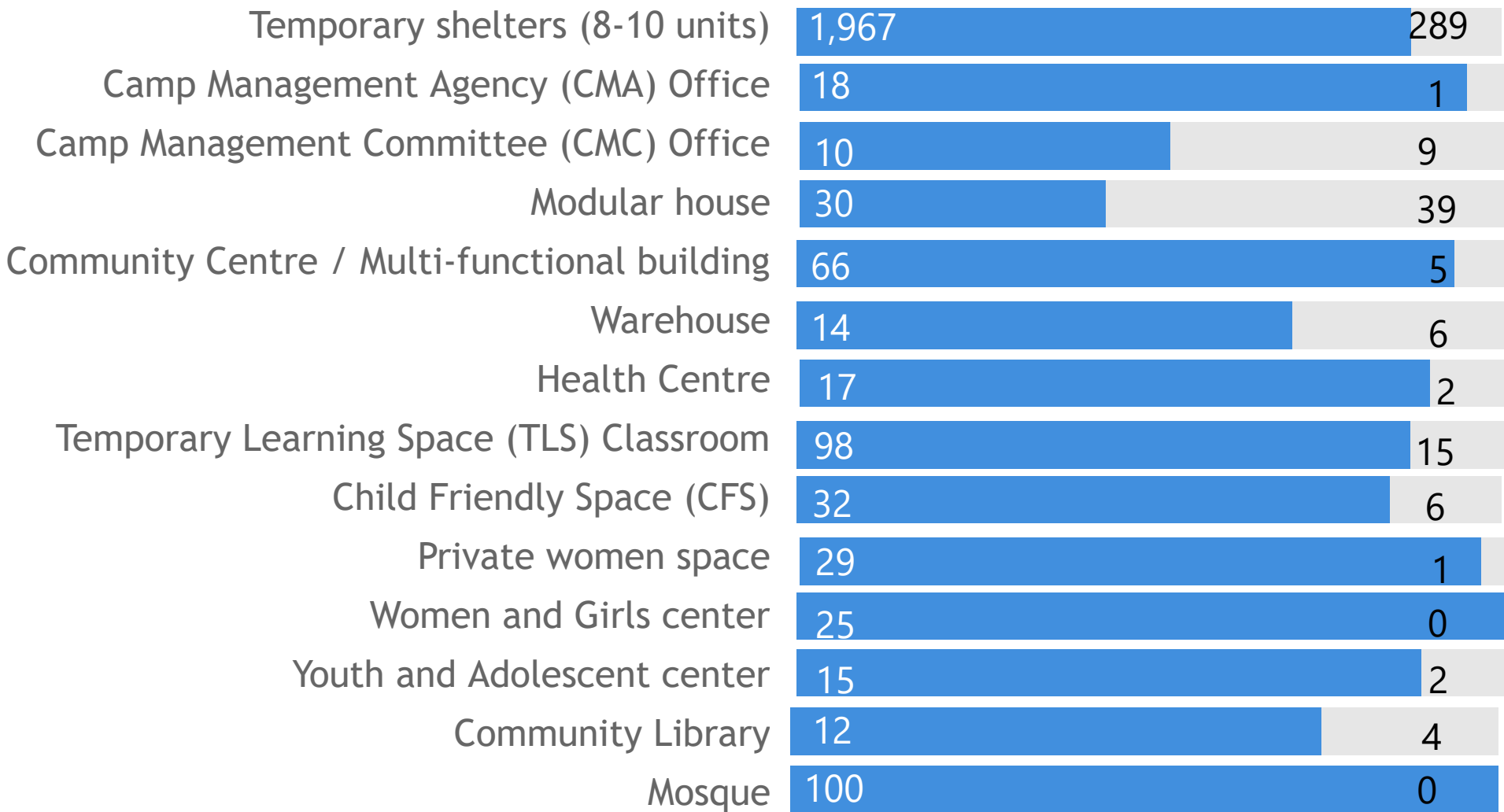
5,680

of complaints from IDPs by Sector

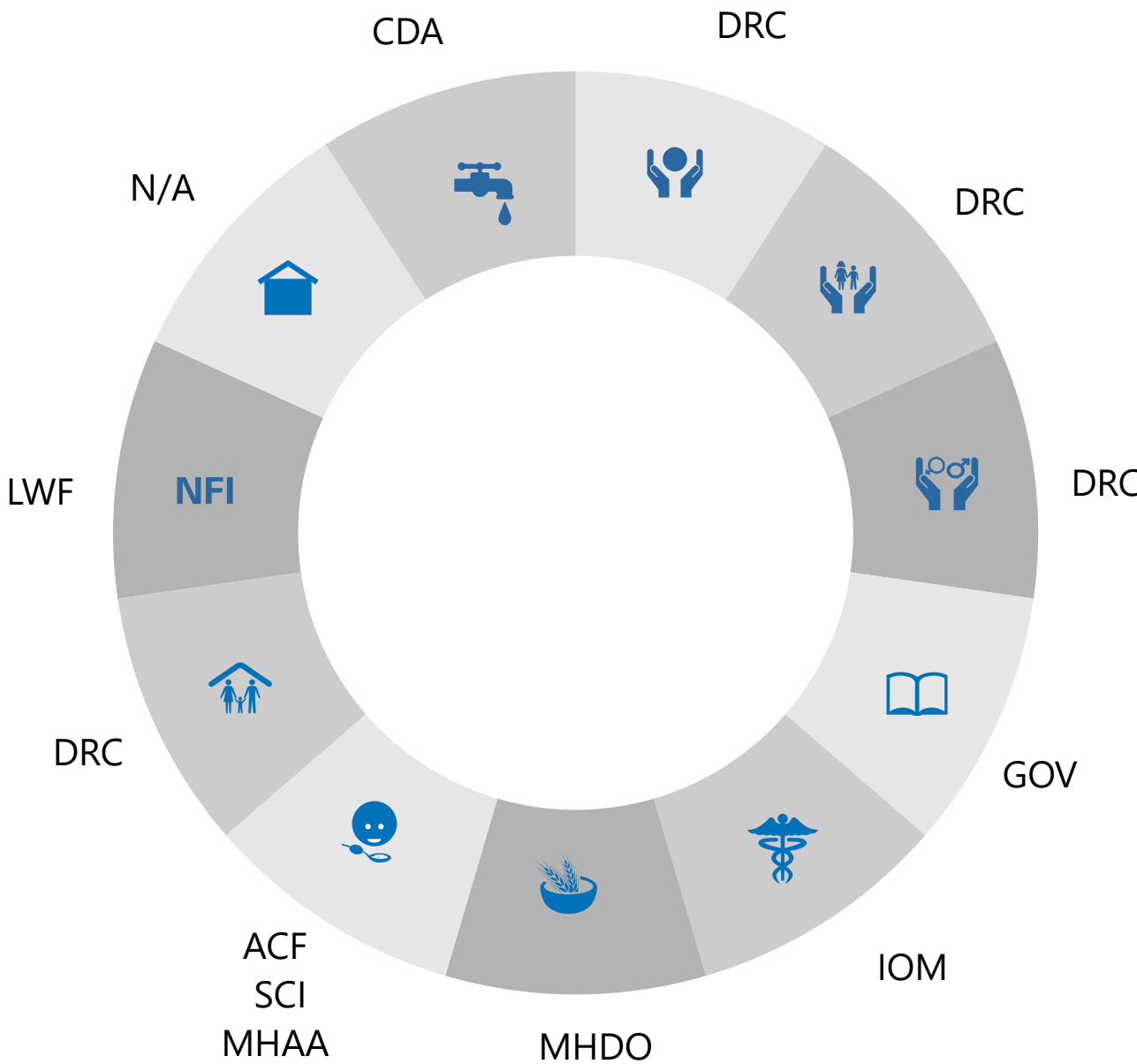


Status of community structures

● # functional ● # non-functional

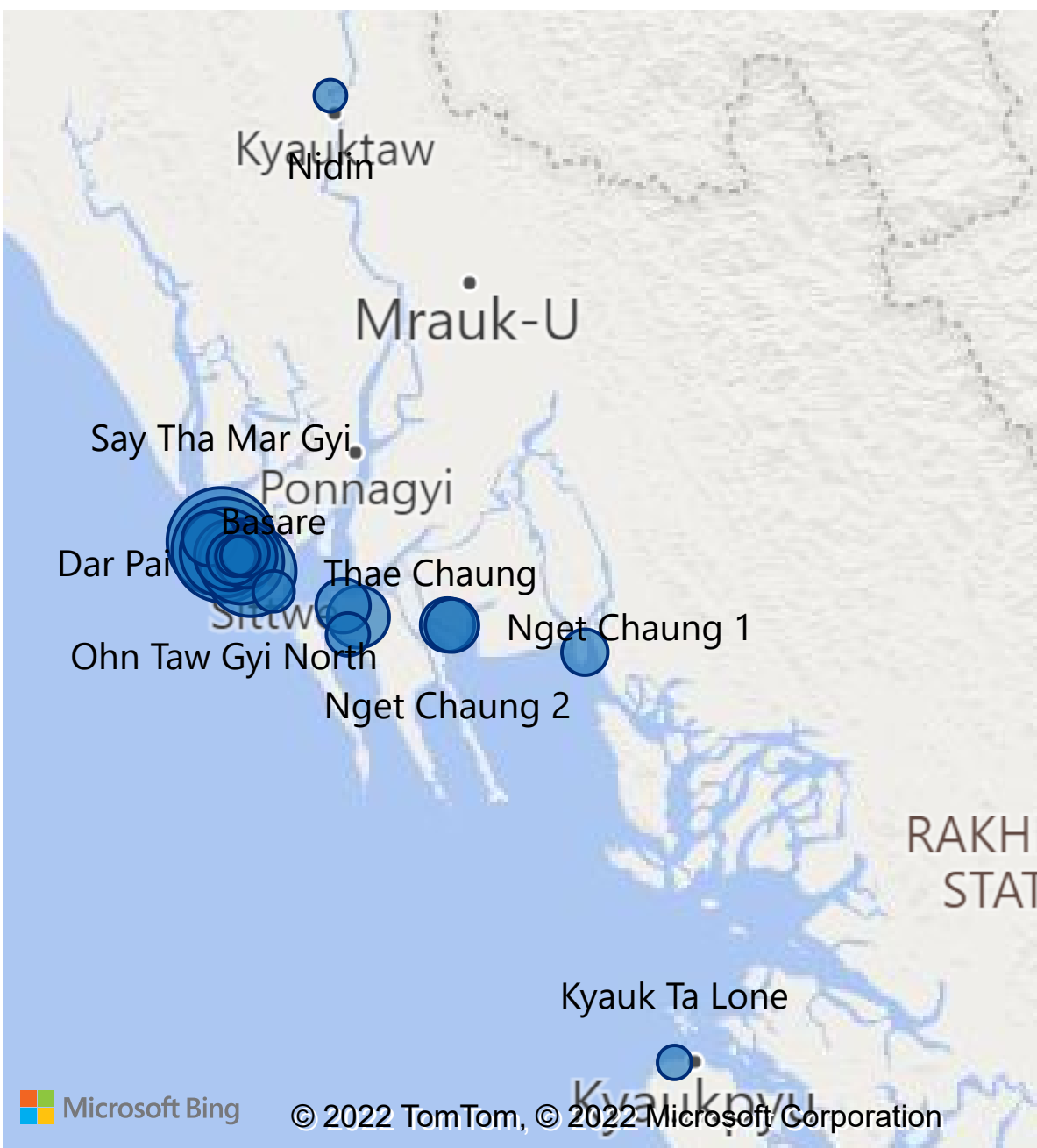


Overview of CMA service provision by Cluster/Sector*



*Accurate information of CMA service provision can only be generated at camp level.

Camp location



CCCM Camp Profiles, Central Rakhine, Myanmar

June 2022

Township

All

Camp Name


All

CMA



All

Monitoring Period

2022-Q2



CCCM CLUSTER
SUPPORTING DISPLACED COMMUNITIES

							<div></div> <div>Camp Coordination & Camp Management</div>					<div></div> <div>Shelter</div>					<div>NFI</div> <div>Non-food Item</div>	
Township	IDP Site	# HHs	# IDPs	% Children	% Elderly	CMA	Average camp area per person (in square meters)	.	# of committees / community groups receiving trainings	.	Average # of recreational activities (past 3 mths)	.	% of shelter units with 6 persons or less	.	% of temporary shelters reconstructed or repaired within last 2 yrs	.	# of months since last NFI distribution	.
▲																		
Kyaukpyu	Kyauk Ta Lone	334	1,001	36%	9%	Other	30	●	0	●	0	●	50%	●	40%	●	0	●
Kyauktaw	Nidin	97	632	0%	100%	Other	59	●	0	●	0	●	0%	●	0%	●	29	●
Myebon	Taung Paw	784	3,548	47%	5%	RI	15	●	0	●	0	●	0%	●	0%	●	11	●
Pauktaw	Ah Nauk Ywe	1,110	5,248	58%	2%	LWF	22	●	6	●	10	●	83%	●	73%	●	1	●
	Kyein Ni Pyin	1,389	6,864	58%	3%	DRC	31	●	5	●	1	●	73%	●	100%	●	13	●
	Nget Chaung 1	1,076	5,087	60%	3%	LWF	36	●	6	●	10	●	76%	●	0%	●	1	●
	Nget Chaung 2	1,064	5,200	58%	3%	LWF	18	●	6	●	10	●	73%	●	72%	●	1	●
	Sin Tet Maw	811	2,884	43%	5%	DRC	21	●	3	●	0	●	94%	●	94%	●	8	●
Sittwe	Basare	380	2,489	50%	4%	LWF	35	●	6	●	10	●	58%	●	94%	●	9	●
	Baw Du Pha 1	1,012	5,122	47%	3%	DRC	20	●	10	●	0	●	82%	●	13%	●	3	●
	Baw Du Pha 2	1,346	8,747	53%	3%	DRC	15	●	10	●	0	●	60%	●	49%	●	13	●
	Dar Pai	1,753	11,717	52%	4%	DRC	14	●	11	●	2	●	44%	●	0%	●	7	●
	Khaung Doke Khar 1	386	2,041	56%	4%	LWF	22	●	6	●	10	●	72%	●	46%	●	7	●
	Khaung Doke Khar 2	400	2,262	49%	4%	LWF	24	●	6	●	10	●	69%	●	82%	●	8	●
	Maw Ti Ngar	657	3,827	47%	5%	NRC	25	●	5	●	3	●	67%	●	25%	●	8	●
	Ohn Taw Chay	784	5,315	62%	2%	DRC	14	●	4	●	6	●	62%	●	39%	●	0	●
	Ohn Taw Gyi North	2,640	15,909	56%	4%	DRC	23	●	8	●	3	●	64%	●	35%	●	11	●
	Ohn Taw Gyi South	2,275	12,582	55%	3%	LWF	18	●	6	●	10	●	71%	●	86%	●	7	●
	Say Tha Mar Gyi	2,690	16,710	54%	3%	DRC	12	●	12	●	6	●	77%	●	13%	●	1	●
	Thae Chaung	2,038	12,977	46%	5%	LWF	7	●	6	●	10	●	58%	●	0%	●	7	●
	Thet Kae Pyin	1,025	6,978	48%	5%	NRC	22	●	5	●	3	●	49%	●	84%	●	8	●

CCCM Camp Profiles, Central Rakhine, Myanmar

June 2022

Township

All

Camp Name

All





CMA

All

Monitoring Period

2022-Q2



							 Protection	 Child Protection				 GBV				 Education			
Township		IDP Site	# HHs	# IDPs	% Children	% Elderly	CMA	Vulnerability (in %)	Presence of a complaints & feedback mechanisms	Presence of case management system (Not SGBV or CP)	# of children in need benefitting from PSS through CFS activities & adolescent programming	Presence of an on-site child protection service provider	Presence of an on-site GBV service provider	% of HHs reached by outreach workers	Presence of case management system	% of children in TLS who attend more than 75% of school days per month	Student-volunteer teacher ratio		
▲																			
Kyaukpyu	Kyauk Ta Lone		334	1,001	36%	9%	Other	20%	Yes ●	Yes ●	0 ●	No ●	No ●	0% ●	No ●	90% ●	23:1 ●		
Kyauktaw	Nidin		97	632	0%	100%	Other	0%	No ●	No ●	0 ●	No ●	Yes ●	100% ●	Yes ●	0% ●	0:1 ●		
Myebon	Taung Paw		784	3,548	47%	5%	RI	8%	Yes ●	No ●	644 ●	Yes ●	Yes ●	70% ●	Yes ●	0% ●	0:1 ●		
Pauktaw	Ah Nauk Ywe		1,110	5,248	58%	2%	LWF	19%	Yes ●	No ●	40 ●	Yes ●	Yes ●	60% ●	Yes ●	90% ●	56:1 ●		
	Kyein Ni Pyin		1,389	6,864	58%	3%	DRC	21%	No ●	Yes ●	40 ●	Yes ●	Yes ●	20% ●	Yes ●	74% ●	100:1 ●		
	Nget Chaung 1		1,076	5,087	60%	3%	LWF	19%	Yes ●	No ●	40 ●	Yes ●	Yes ●	2% ●	Yes ●	90% ●	58:1 ●		
	Nget Chaung 2		1,064	5,200	58%	3%	LWF	20%	Yes ●	No ●	40 ●	Yes ●	Yes ●	2% ●	Yes ●	90% ●	58:1 ●		
Sittwe	Sin Tet Maw		811	2,884	43%	5%	DRC	18%	No ●	Yes ●	40 ●	Yes ●	Yes ●	80% ●	Yes ●	100% ●	39:1 ●		
	Basare		380	2,489	50%	4%	LWF	18%	Yes ●	No ●	40 ●	Yes ●	Yes ●	16% ●	Yes ●	93% ●	56:1 ●		
	Baw Du Pha 1		1,012	5,122	47%	3%	DRC	13%	No ●	Yes ●	40 ●	Yes ●	Yes ●	0% ●	Yes ●	99% ●	45:1 ●		
	Baw Du Pha 2		1,346	8,747	53%	3%	DRC	8%	No ●	Yes ●	40 ●	Yes ●	Yes ●	70% ●	Yes ●	100% ●	29:1 ●		
	Dar Pai		1,753	11,717	52%	4%	DRC	10%	No ●	Yes ●	40 ●	Yes ●	Yes ●	11% ●	Yes ●	90% ●	38:1 ●		
	Khaung Doke Khar 1		386	2,041	56%	4%	LWF	17%	Yes ●	No ●	40 ●	Yes ●	Yes ●	0% ●	Yes ●	90% ●	22:1 ●		
	Khaung Doke Khar 2		400	2,262	49%	4%	LWF	15%	Yes ●	No ●	40 ●	Yes ●	Yes ●	56% ●	Yes ●	100% ●	41:1 ●		
	Maw Ti Ngar		657	3,827	47%	5%	NRC	18%	Yes ●	Yes ●	126 ●	Yes ●	Yes ●	45% ●	Yes ●	91% ●	119:1 ●		
	Ohn Taw Chay		784	5,315	62%	2%	DRC	10%	No ●	Yes ●	0 ●	Yes ●	Yes ●	100% ●	Yes ●	79% ●	59:1 ●		
	Ohn Taw Gyi North		2,640	15,909	56%	4%	DRC	12%	No ●	Yes ●	40 ●	Yes ●	Yes ●	30% ●	Yes ●	90% ●	22:1 ●		
	Ohn Taw Gyi South		2,275	12,582	55%	3%	LWF	16%	Yes ●	No ●	40 ●	Yes ●	Yes ●	0% ●	Yes ●	90% ●	35:1 ●		
	Say Tha Mar Gyi		2,690	16,710	54%	3%	DRC	8%	No ●	Yes ●	80 ●	Yes ●	Yes ●	36% ●	Yes ●	49% ●	22:1 ●		
	Thae Chaung		2,038	12,977	46%	5%	LWF	11%	Yes ●	No ●	400 ●	Yes ●	Yes ●	0% ●	Yes ●	90% ●	48:1 ●		
	Thet Kae Pyin		1,025	6,978	48%	5%	NRC	17%	Yes ●	Yes ●	40 ●	Yes ●	Yes ●	23% ●	Yes ●	90% ●	44:1 ●		

CCCM Camp Profiles, Central Rakhine, Myanmar

June 2022

Township

All

Camp Name

All

CMA

All

Monitoring Period

2022-Q2



Food



Nutrition



Health



Water, Sanitation & Hygiene

Township		IDP Site	# HHs	# IDPs	CMA	Food		Nutrition		Health		Water, Sanitation & Hygiene							
						% of households with access to food aid in the previous 3 months	Female participation on Food Management Committee (FMC)	Coverage (in %) of Severe Acute Malnutrition (SAM) program	Coverage (in %) of Moderate Acute Malnutrition (MAM) program	# of days per week of open clinic	# of hours per day of open clinic	# of patients assisted	Presence of medical doctor	# of people per functioning latrine	Liters per person per day (estimate)	% of HHs receiving WASH consumables for last month	Frequency of solid waste disposal		
Kyaukpyu	Kyauk Ta Lone		334	1,001	Other	100% <div></div>	Yes <div></div>	0% <div></div>	0% <div></div>	0 <div></div>	0 <div></div>	0	No <div></div>	11 <div></div>	>15 liters <div></div>	100% <div></div>	<= weekly <div></div>		
	Kyauktaw	Nidin	97	632	Other	100% <div></div>	No <div></div>	0% <div></div>	0% <div></div>	0 <div></div>	0 <div></div>	0	No <div></div>	0 <div></div>	>15 liters <div></div>	0% <div></div>	> 2 weeks <div></div>		
Myebon	Taung Paw		784	3,548	RI	82% <div></div>	Yes <div></div>	100% <div></div>	100% <div></div>	0 <div></div>	0 <div></div>	0	Yes <div></div>	20 <div></div>	>15 liters <div></div>	0% <div></div>	> 2 weeks <div></div>		
Pauktaw	Ah Nauk Ywe		1,110	5,248	LWF	100% <div></div>	Yes <div></div>	100% <div></div>	100% <div></div>	1 <div></div>	4 <div></div>	200	Yes <div></div>	27 <div></div>	>15 liters <div></div>	100% <div></div>	<= weekly <div></div>		
	Kyein Ni Pyin		1,389	6,864	DRC	100% <div></div>	Yes <div></div>	100% <div></div>	100% <div></div>	1 <div></div>	4 <div></div>	190	Yes <div></div>	30 <div></div>	>15 liters <div></div>	100% <div></div>	<= weekly <div></div>		
	Nget Chaung 1		1,076	5,087	LWF	99% <div></div>	Yes <div></div>	100% <div></div>	100% <div></div>	1 <div></div>	4 <div></div>	250	Yes <div></div>	33 <div></div>	>15 liters <div></div>	100% <div></div>	<= weekly <div></div>		
	Nget Chaung 2		1,064	5,200	LWF	60% <div></div>	Yes <div></div>	100% <div></div>	100% <div></div>	1 <div></div>	4 <div></div>	250	Yes <div></div>	31 <div></div>	>15 liters <div></div>	100% <div></div>	<= weekly <div></div>		
	Sin Tet Maw		811	2,884	DRC	83% <div></div>	Yes <div></div>	100% <div></div>	100% <div></div>	5 <div></div>	4 <div></div>	400	Yes <div></div>	8 <div></div>	>15 liters <div></div>	90% <div></div>	1-2 weeks <div></div>		
Sittwe	Basare		380	2,489	LWF	100% <div></div>	Yes <div></div>	100% <div></div>	100% <div></div>	1 <div></div>	7 <div></div>	94	Yes <div></div>	22 <div></div>	>15 liters <div></div>	0% <div></div>	<= weekly <div></div>		
	Baw Du Pha 1		1,012	5,122	DRC	100% <div></div>	Yes <div></div>	100% <div></div>	100% <div></div>	2 <div></div>	7 <div></div>	1823	Yes <div></div>	23 <div></div>	>15 liters <div></div>	0% <div></div>	<= weekly <div></div>		
	Baw Du Pha 2		1,346	8,747	DRC	100% <div></div>	Yes <div></div>	100% <div></div>	100% <div></div>	2 <div></div>	7 <div></div>	1502	Yes <div></div>	36 <div></div>	>15 liters <div></div>	0% <div></div>	<= weekly <div></div>		
	Dar Pai		1,753	11,717	DRC	100% <div></div>	No <div></div>	100% <div></div>	100% <div></div>	1 <div></div>	7 <div></div>	849	Yes <div></div>	26 <div></div>	>15 liters <div></div>	0% <div></div>	<= weekly <div></div>		
	Khaung Doke Khar 1		386	2,041	LWF	100% <div></div>	No <div></div>	100% <div></div>	100% <div></div>	2 <div></div>	7 <div></div>	1859	Yes <div></div>	24 <div></div>	>15 liters <div></div>	100% <div></div>	<= weekly <div></div>		
	Khaung Doke Khar 2		400	2,262	LWF	91% <div></div>	No <div></div>	100% <div></div>	100% <div></div>	2 <div></div>	6 <div></div>	0	Yes <div></div>	25 <div></div>	>15 liters <div></div>	0% <div></div>	<= weekly <div></div>		
	Maw Ti Ngar		657	3,827	NRC	100% <div></div>	Yes <div></div>	100% <div></div>	100% <div></div>	1 <div></div>	6 <div></div>	0	Yes <div></div>	27 <div></div>	>15 liters <div></div>	100% <div></div>	<= weekly <div></div>		
	Ohn Taw Chay		784	5,315	DRC	78% <div></div>	No <div></div>	100% <div></div>	100% <div></div>	1 <div></div>	7 <div></div>	246	Yes <div></div>	32 <div></div>	>15 liters <div></div>	99% <div></div>	<= weekly <div></div>		
	Ohn Taw Gyi North		2,640	15,909	DRC	67% <div></div>	Yes <div></div>	100% <div></div>	100% <div></div>	2 <div></div>	7 <div></div>	1481	Yes <div></div>	25 <div></div>	>15 liters <div></div>	100% <div></div>	<= weekly <div></div>		
	Ohn Taw Gyi South		2,275	12,582	LWF	100% <div></div>	Yes <div></div>	100% <div></div>	100% <div></div>	2 <div></div>	7 <div></div>	1472	Yes <div></div>	18 <div></div>	>15 liters <div></div>	100% <div></div>	1-2 weeks <div></div>		
	Say Tha Mar Gyi		2,690	16,710	DRC	92% <div></div>	No <div></div>	100% <div></div>	100% <div></div>	5 <div></div>	7 <div></div>	799	Yes <div></div>	26 <div></div>	>15 liters <div></div>	85% <div></div>	<= weekly <div></div>		
	Thae Chaung		2,038	12,977	LWF	100% <div></div>	No <div></div>	100% <div></div>	100% <div></div>	5 <div></div>	7 <div></div>	264	Yes <div></div>	58 <div></div>	>15 liters <div></div>	0% <div></div>	<= weekly <div></div>		
	Thet Kae Pyin		1,025	6,978	NRC	80% <div></div>	Yes <div></div>	100% <div></div>	100% <div></div>	7 <div></div>	24 <div></div>	5873	Yes <div></div>	26 <div></div>	>15 liters <div></div>	99% <div></div>	<= weekly <div></div>		