

CCCM Camp Profiles, Central Rakhine, Myanmar

September 2021

Township

All

Camp Name

All

CMA

All

Monitoring Period

2021-Q3



Individuals

133,294

Households

23,915

Children

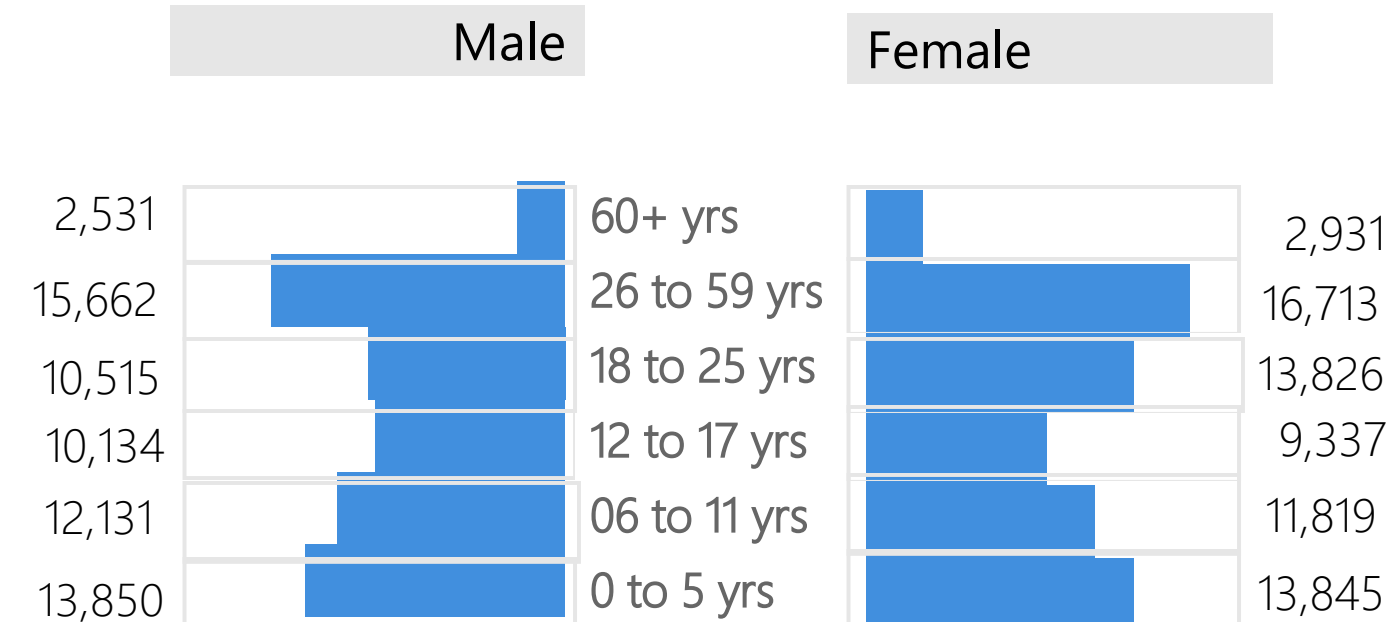
49%

Elderly

9%

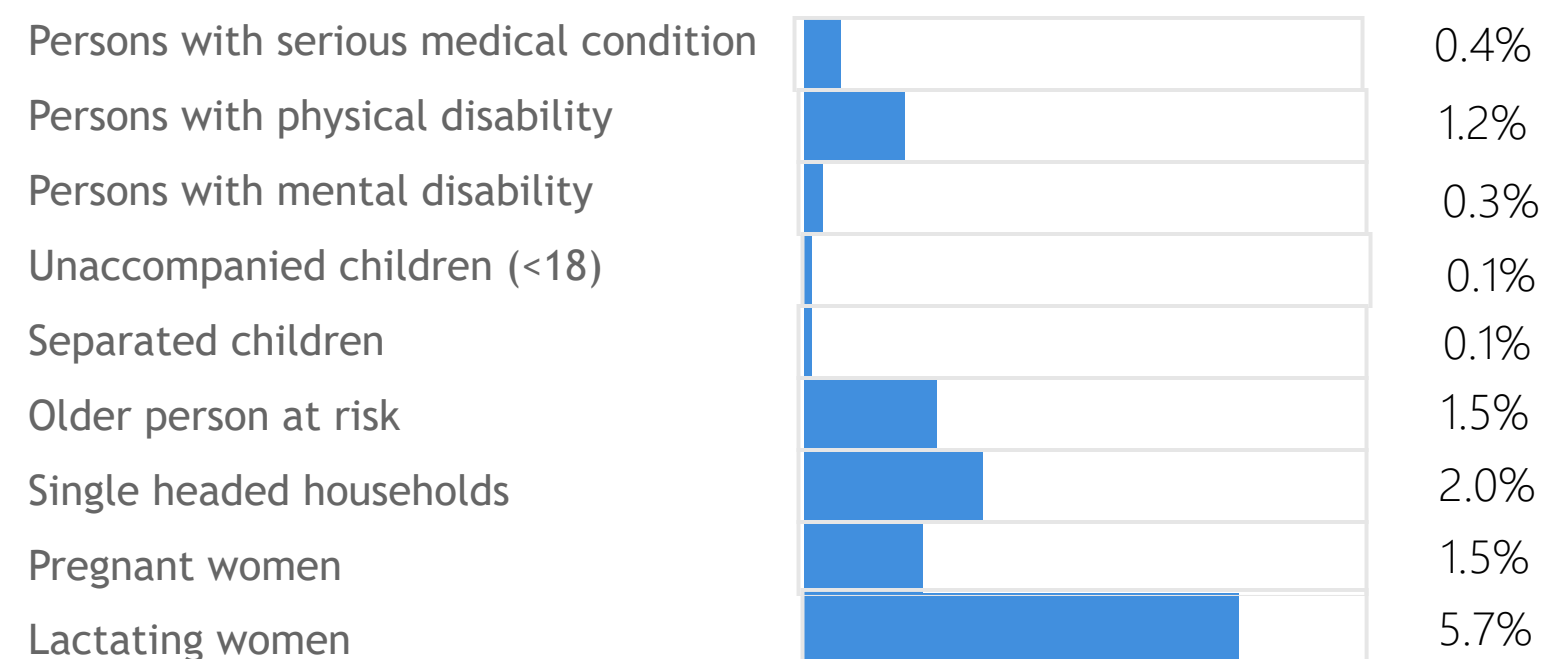
53% of IDPs are female

Age and sex breakdown



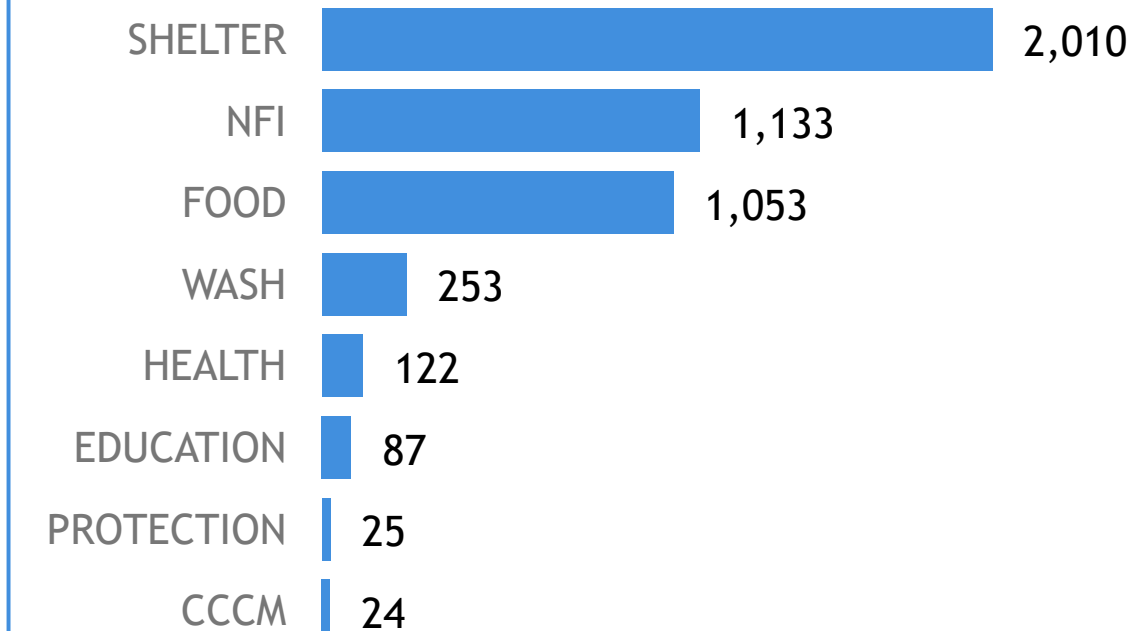
13% of individuals have been identified with a vulnerability

Persons with Specific Needs



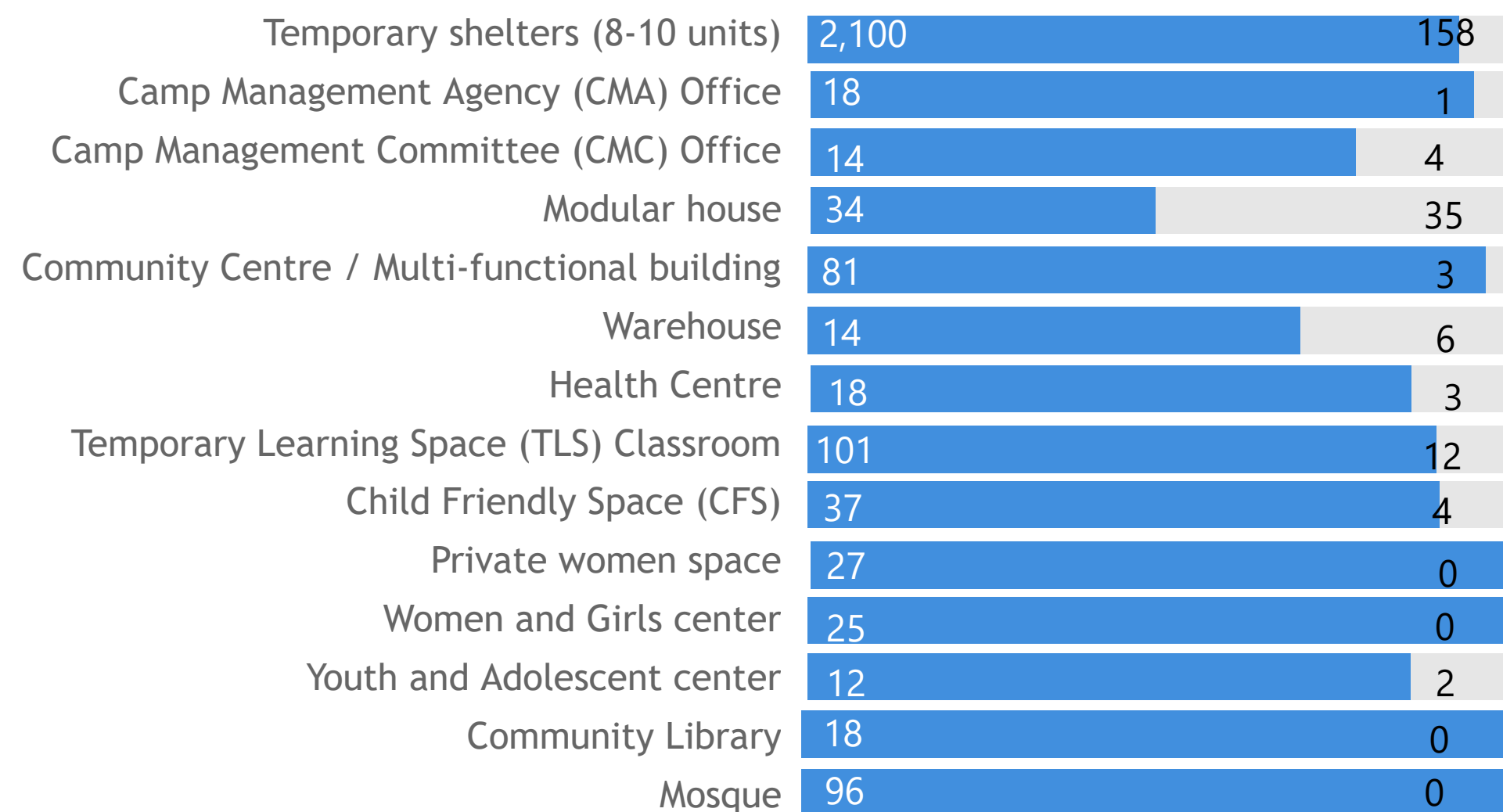
total number of complaints: 4,714

of complaints from IDPs by Sector

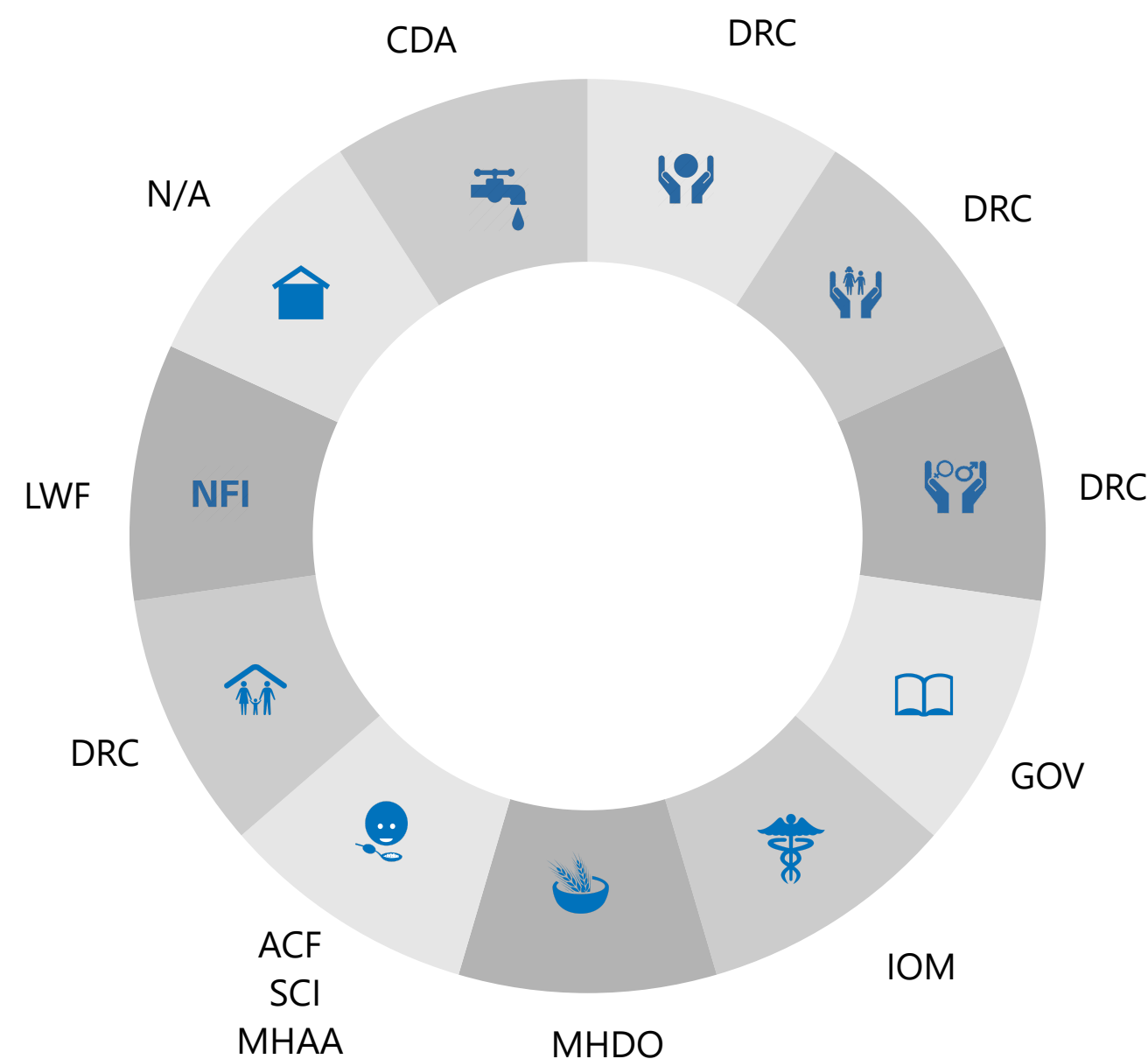


Status of community structures

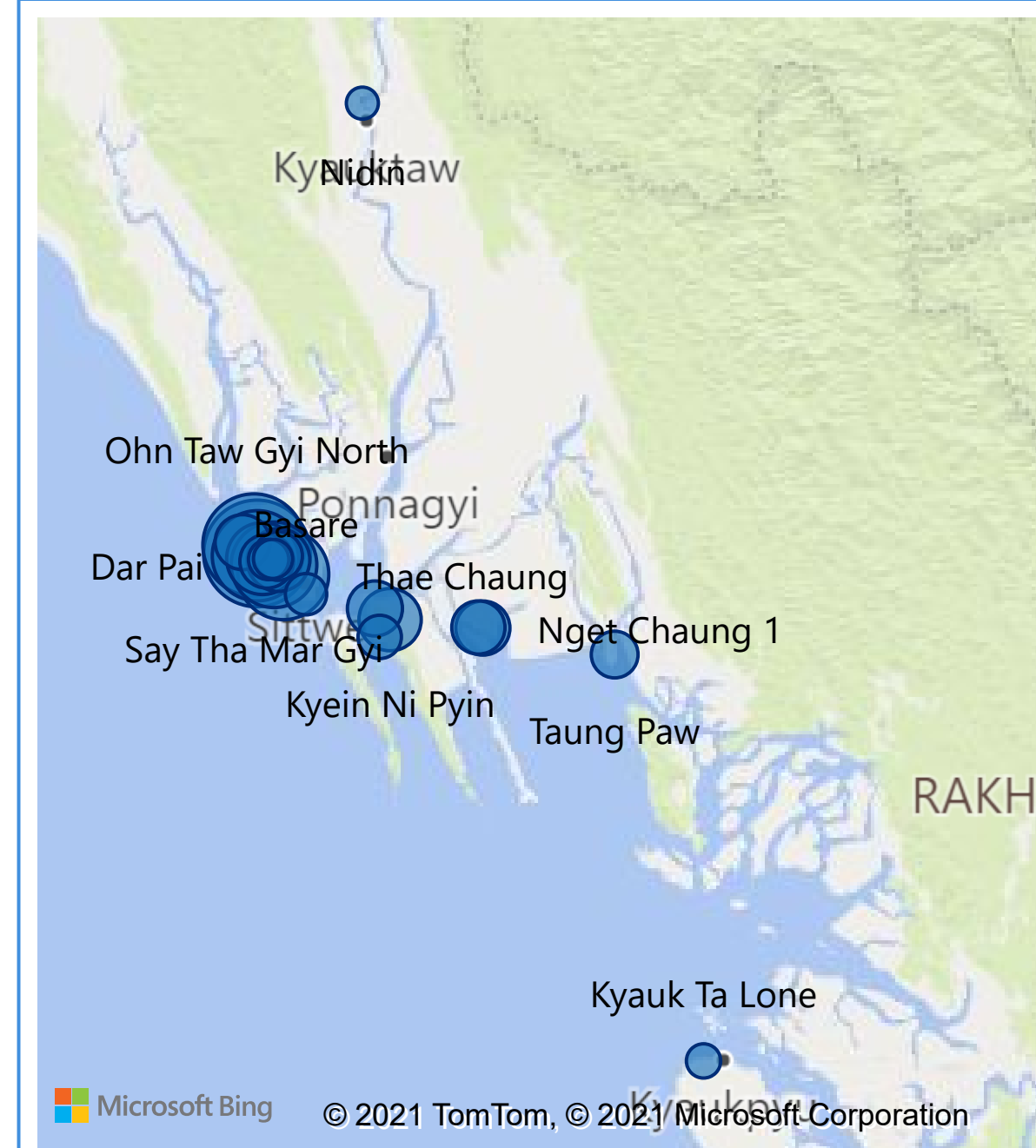
● # functional ● # non-functional



Overview of CMA service provision by Cluster/Sector



Camp location



CCCM Camp Profiles, Central Rakhine, Myanmar

September 2021

Township

All

Camp Name

All

CMA

All

Monitoring Period

2021-Q3



Camp Coordination & Camp Management



Shelter

NFI

Non-food Item

Township	IDP Site	# HHs	# IDPs	% Children	% Elderly	CMA	Average camp area per person (in square meters)	# of committees / community groups receiving trainings	Average # of recreational activities (past 3 mths)	% of shelter units with 6 persons or less	% of temporary shelters reconstructed or repaired within last 2 yrs	# of months since last NFI distribution
Kyaukpyu	Kyauk Ta Lone	334	1,001	36%	9%	Other	30	0	0	100%	20%	10
Kyauktaw	Nidin	85	546	0%	100%	Other	59	0	0	0%	0%	20
Myebon	Taung Paw	784	3,548	47%	5%	RI	15	6	0	0%	100%	2
Pauktaw	Ah Nauk Ywe	1,115	5,237	58%	2%	LWF	22	5	3	72%	73%	7
	Kyein Ni Pyin	1,387	6,717	57%	4%	DRC	31	8	0	73%	100%	4
	Nget Chaung 1	1,059	5,053	60%	3%	LWF	36	5	3	60%	0%	7
	Nget Chaung 2	982	4,868	58%	4%	LWF	18	5	3	55%	72%	10
	Sin Tet Maw	811	2,860	42%	5%	DRC	21	1	4	94%	58%	24
Sittwe	Basare	380	2,447	49%	4%	LWF	35	5	3	42%	54%	1
	Baw Du Pha 1	1,012	4,990	49%	4%	DRC	20	3	2	82%	0%	10
	Baw Du Pha 2	1,346	8,695	53%	4%	DRC	15	3	2	60%	19%	4
	Dar Pai	1,713	11,471	52%	4%	DRC	14	4	1	44%	0%	27
	Khaung Doke Khar 1	387	2,006	55%	4%	LWF	22	5	3	58%	26%	20
	Khaung Doke Khar 2	400	2,246	49%	4%	LWF	24	5	3	57%	62%	0
	Maw Ti Ngar	657	3,929	48%	5%	NRC	25	5	5	66%	68%	22
	Ohn Taw Chay	789	5,226	61%	2%	DRC	14	0	2	62%	26%	9
	Ohn Taw Gyi North	2,640	15,785	56%	4%	DRC	23	8	4	64%	30%	0
	Ohn Taw Gyi South	2,275	12,421	54%	3%	LWF	18	5	5	59%	34%	21
Say Tha Mar Gyi	2,678	14,875	57%	3%	DRC	12	8	1	77%	17%	9	
Thae Chaung	2,062	12,550	52%	4%	LWF	7	5	5	46%	0%	20	
Thet Kae Pyin	1,019	6,823	48%	5%	NRC	22	5	5	49%	88%	22	

CCCM Camp Profiles, Central Rakhine, Myanmar

September 2021

Township

All

Camp Name

All

CMA

All

Monitoring Period

2021-Q3



Food



Nutrition



Health



Water, Sanitation & Hygiene

Township	IDP Site	# HHs	# IDPs	CMA	% of households with access to food aid in the previous 3 months	Female participation on Food Management Committee (FMC)	Coverage (in %) of Severe Acute Malnutrition (SAM) program	Coverage (in %) of Moderate Acute Malnutrition (MAM) program	# of days per week of open clinic	# of hours per day of open clinic	# of patients assisted	Presence of medical doctor	# of people per functioning latrine	Liters per person per day (estimate)	% of HHs receiving WASH consumables for last month	Frequency of solid waste disposal
Kyaukpyu	Kyauk Ta Lone	334	1,001	Other	100% ●	Yes ●	0% ●	0% ●	0 ●	0 ●	0	No ●	11 ●	>15 liters ●	100% ●	> 2 weeks ●
Kyauktaw	Nidin	85	546	Other	100% ●	Yes ●	100% ●	100% ●	0 ●	3 ●	50	Yes ●	25 ●	>7.5 < 15 liters ●	0% ●	> 2 weeks ●
Myebon	Taung Paw	784	3,548	RI	100% ●	Sometimes ●	100% ●	0% ●	2 ●	3 ●	970	Yes ●	20 ●	>15 liters ●	100% ●	<= weekly ●
Pauktaw	Ah Nauk Ywe	1,115	5,237	LWF	95% ●	Yes ●	100% ●	100% ●	1 ●	4 ●	646	Yes ●	35 ●	>7.5 < 15 liters ●	100% ●	<= weekly ●
	Kyein Ni Pyin	1,387	6,717	DRC	67% ●	Yes ●	100% ●	100% ●	1 ●	4 ●	646	Yes ●	29 ●	>7.5 < 15 liters ●	94% ●	<= weekly ●
	Nget Chaung 1	1,059	5,053	LWF	69% ●	Yes ●	100% ●	100% ●	2 ●	4 ●	0	Yes ●	36 ●	>7.5 < 15 liters ●	100% ●	<= weekly ●
	Nget Chaung 2	982	4,868	LWF	65% ●	Yes ●	100% ●	100% ●	2 ●	4 ●	1323	Yes ●	31 ●	>7.5 < 15 liters ●	100% ●	<= weekly ●
	Sin Tet Maw	811	2,860	DRC	82% ●	Yes ●	100% ●	100% ●	5 ●	4 ●	1912	Yes ●	8 ●	>15 liters ●	90% ●	<= weekly ●
Sittwe	Basare	380	2,447	LWF	100% ●	Yes ●	100% ●	100% ●	5 ●	4 ●	1590	Yes ●	27 ●	>15 liters ●	100% ●	<= weekly ●
	Baw Du Pha 1	1,012	4,990	DRC	100% ●	Yes ●	100% ●	100% ●	1 ●	6 ●	341	Yes ●	21 ●	>15 liters ●	99% ●	<= weekly ●
	Baw Du Pha 2	1,346	8,695	DRC	100% ●	Yes ●	100% ●	100% ●	1 ●	6 ●	391	Yes ●	29 ●	>15 liters ●	100% ●	<= weekly ●
	Dar Pai	1,713	11,471	DRC	100% ●	Yes ●	100% ●	100% ●	1 ●	6 ●	393	Yes ●	26 ●	>15 liters ●	100% ●	<= weekly ●
	Khaung Doke Khar 1	387	2,006	LWF	100% ●	Yes ●	100% ●	100% ●	1 ●	6 ●	370	Yes ●	22 ●	>15 liters ●	100% ●	<= weekly ●
	Khaung Doke Khar 2	400	2,246	LWF	73% ●	Yes ●	100% ●	100% ●	2 ●	6 ●	0	Yes ●	23 ●	>15 liters ●	0% ●	<= weekly ●
	Maw Ti Ngar	657	3,929	NRC	93% ●	Yes ●	0% ●	0% ●	1 ●	6 ●	0	Yes ●	18 ●	>15 liters ●	100% ●	<= weekly ●
	Ohn Taw Chay	789	5,226	DRC	62% ●	Yes ●	100% ●	100% ●	5 ●	4 ●	69	Yes ●	25 ●	>15 liters ●	92% ●	<= weekly ●
	Ohn Taw Gyi North	2,640	15,785	DRC	75% ●	Yes ●	100% ●	100% ●	5 ●	6 ●	1146	Yes ●	20 ●	>15 liters ●	100% ●	<= weekly ●
	Ohn Taw Gyi South	2,275	12,421	LWF	52% ●	Yes ●	100% ●	100% ●	5 ●	6 ●	1241	Yes ●	15 ●	>15 liters ●	99% ●	<= weekly ●
Say Tha Mar Gyi	2,678	14,875	DRC	92% ●	Yes ●	100% ●	100% ●	5 ●	4 ●	707	Yes ●	23 ●	>15 liters ●	100% ●	<= weekly ●	
Thae Chaung	2,062	12,550	LWF	100% ●	Yes ●	100% ●	100% ●	5 ●	6 ●	203	Yes ●	65 ●	>15 liters ●	54% ●	<= weekly ●	
Thet Kae Pyin	1,019	6,823	NRC	74% ●	Yes ●	100% ●	100% ●	7 ●	24 ●	4313	Yes ●	26 ●	>15 liters ●	100% ●	<= weekly ●	

CCCM Camp Profiles, Central Rakhine, Myanmar

September 2021

Township

All

Camp Name

All

CMA

All

Monitoring Period

2021-Q3



Protection



Child Protection



GBV



Education

Township	IDP Site	# HHs	# IDPs	% Children	% Elderly	CMA	Vulnerability (in %)	Presence of a complaints & feedback mechanisms	Presence of case management system (Not SGBV or CP)	# of children in need benefitting from PSS through CFS activities & adolescent programming	Presence of an on-site child protection service provider	Presence of an on-site GBV service provider	% of HHs reached by outreach workers	Presence of case management system	% of children in TLS who attend more than 75% of school days per month	Student-volunteer teacher ratio
Kyaukpyu	Kyauk Ta Lone	334	1,001	36%	9%	Other	11%	No ●	No ●	0 ●	No ●	No ●	0% ●	No ●	0% ●	0:1 ●
Kyauktaw	Nidin	85	546	0%	100%	Other	7%	No ●	No ●	0 ●	No ●	Yes ●	7% ●	Yes ●	0% ●	0:1 ●
Myebon	Taung Paw	784	3,548	47%	5%	RI	10%	Yes ●	Yes ●	99 ●	Yes ●	Yes ●	10% ●	Yes ●	0% ●	0:1 ●
Pauktaw	Ah Nauk Ywe	1,115	5,237	58%	2%	LWF	18%	Yes ●	Yes ●	0 ●	Yes ●	Yes ●	22% ●	Yes ●	100% ●	48:1 ●
	Kyein Ni Pyin	1,387	6,717	57%	4%	DRC	19%	Yes ●	Yes ●	0 ●	Yes ●	Yes ●	13% ●	Yes ●	90% ●	31:1 ●
	Nget Chaung 1	1,059	5,053	60%	3%	LWF	24%	Yes ●	Yes ●	0 ●	Yes ●	No ●	0% ●	No ●	100% ●	55:1 ●
	Nget Chaung 2	982	4,868	58%	4%	LWF	20%	Yes ●	No ●	0 ●	Yes ●	No ●	0% ●	No ●	100% ●	40:1 ●
Sittwe	Sin Tet Maw	811	2,860	42%	5%	DRC	13%	Yes ●	Yes ●	0 ●	Yes ●	Yes ●	21% ●	Yes ●	79% ●	37:1 ●
Sittwe	Basare	380	2,447	49%	4%	LWF	18%	Yes ●	No ●	233 ●	Yes ●	Yes ●	7% ●	Yes ●	100% ●	47:1 ●
	Baw Du Pha 1	1,012	4,990	49%	4%	DRC	8%	Yes ●	Yes ●	271 ●	Yes ●	Yes ●	3% ●	Yes ●	100% ●	47:1 ●
	Baw Du Pha 2	1,346	8,695	53%	4%	DRC	7%	Yes ●	Yes ●	112 ●	Yes ●	Yes ●	15% ●	Yes ●	50% ●	29:1 ●
	Dar Pai	1,713	11,471	52%	4%	DRC	10%	Yes ●	Yes ●	236 ●	Yes ●	Yes ●	3% ●	Yes ●	100% ●	40:1 ●
	Khaung Doke Khar 1	387	2,006	55%	4%	LWF	17%	Yes ●	No ●	278 ●	Yes ●	No ●	0% ●	No ●	100% ●	23:1 ●
	Khaung Doke Khar 2	400	2,246	49%	4%	LWF	15%	Yes ●	No ●	91 ●	Yes ●	Yes ●	0% ●	Yes ●	100% ●	55:1 ●
	Maw Ti Ngar	657	3,929	48%	5%	NRC	16%	Yes ●	Yes ●	200 ●	Yes ●	Yes ●	5% ●	Yes ●	52% ●	97:1 ●
	Ohn Taw Chay	789	5,226	61%	2%	DRC	9%	Yes ●	Yes ●	210 ●	Yes ●	Yes ●	37% ●	Yes ●	50% ●	67:1 ●
	Ohn Taw Gyi North	2,640	15,785	56%	4%	DRC	12%	Yes ●	Yes ●	270 ●	Yes ●	Yes ●	5% ●	Yes ●	100% ●	45:1 ●
	Ohn Taw Gyi South	2,275	12,421	54%	3%	LWF	16%	Yes ●	No ●	326 ●	Yes ●	No ●	0% ●	No ●	100% ●	32:1 ●
Say Tha Mar Gyi	2,678	14,875	57%	3%	DRC	6%	Yes ●	Yes ●	660 ●	Yes ●	Yes ●	0% ●	Yes ●	40% ●	38:1 ●	
Thae Chaung	2,062	12,550	52%	4%	LWF	9%	Yes ●	No ●	200 ●	Yes ●	No ●	0% ●	No ●	100% ●	42:1 ●	
Thet Kae Pyin	1,019	6,823	48%	5%	NRC	16%	Yes ●	Yes ●	392 ●	Yes ●	Yes ●	5% ●	Yes ●	56% ●	45:1 ●	