

# CCCM/ SHELTER/ NFI Cluster Analysis Report (CAR) - Kachin/ NSS, Myanmar

30 September 2021



# of IDP locations	169
# of IDPs	106,793
# of IDP Households	20,655

In Myanmar, the Shelter/NFI/CCCM Cluster was activated in January 2013. By March 2013, the Shelter/NFI/CCCM Cluster became operational in Kachin and Northern Shan States. Currently 3 Camp Management Agencies undertake substantial work for the Shelter/NFI/CCCM Cluster: data collection, coordination, monitoring of services, community mobilization and capacity building across camps that house over 106,000 IDPs. The objective of the Shelter/NFI/CCCM Cluster remains to ensure all of the priority camps, camps that contain the majority of IDPs, have a dedicated Camp Management Agency, delivering coordinated assistance in line with

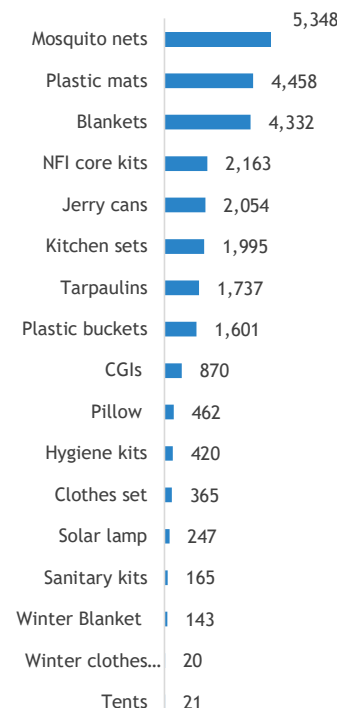
# households (HH) and IDPs by camp/host community					Shelter overview			
State	Township	# HH	# of IDP	# of IDP Loc.	# Shelters needed	# Shelters planned	# Shelters gap	Current coverage
Kachin	Bhamo	1,292	7,378	8	234	121	113	52%
	Chipwi	537	2,718	4	320	105	215	33%
	Hpakant	846	4,206	21	379	173	206	46%
	Injyangyang	131	586	1	131	-	131	no coverage
	Mansi	2,878	14,275	11	1,070	215	855	20%
	Mogaung	310	1,632	8	62	43	19	69%
	Mohnyin	79	392	4	24	14	10	58%
	Momauk	4,784	24,863	16	2,292	563	1,729	25%
	Myitkyina	2,206	11,781	25	591	133	458	23%
	Putta-O	27	148	2	-	-	-	-
	Shwegu	400	1,778	3	31	-	31	no coverage
	Sumprabum	227	1,202	4	-	-	-	-
	Tanai	273	1,256	3	42	2	40	5%
Waingmaw	4,678	24,892	24	2,921	906	2,015	31%	
<b>Kachin Total</b>		<b>18,668</b>	<b>97,107</b>	<b>134</b>	<b>8,097</b>	<b>2,275</b>	<b>5,822</b>	<b>28%</b>
NSS	Hseni	52	267	1	26	-	26	no coverage
	Hsipaw	50	149	2	-	-	-	-
	Kutkai	903	4,673	15	380	122	258	32%
	Laukkaing (Kokang SAZ)	200	1,000	2	-	-	-	-
	Manton	58	304	2	28	-	28	no coverage
	Muse	171	863	2	63	-	63	no coverage
	Namhkan	267	1,295	5	235	72	163	31%
	Namtu	144	631	5	59	27	32	46%
Kyaukme	142	504	1	-	-	-	-	
<b>NSS Total</b>		<b>1,987</b>	<b>9,686</b>	<b>35</b>	<b>791</b>	<b>221</b>	<b>570</b>	<b>28%</b>
<b>Total</b>		<b>20,655</b>	<b>106,793</b>	<b>169</b>	<b>8,888</b>	<b>2,496</b>	<b>6,392</b>	<b>28%</b>

Type of accommodation	GCA		NGCA	
	# camps	# Inds	# camps	# Inds
Boarding School	2	60	1	366
Camp	114	58,750	16	36,502
Camp like setting	17	3,993	2	1,915
IDPs in host	17	5,207		
<b>Grand Total</b>	<b>150</b>	<b>68,010</b>	<b>19</b>	<b>38,783</b>

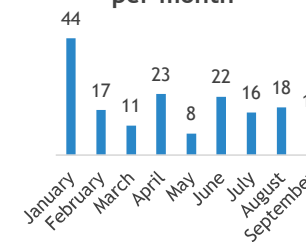
## Implementing and supporting agencies:

Cordaid, ICRC (observer), KBC, KMSS, Metta, MRCS, NRC, Nyein Foundation (Shalom), SCI, SI, STW, UNHCR

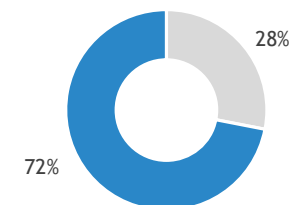
## # NFIs distributed 2021



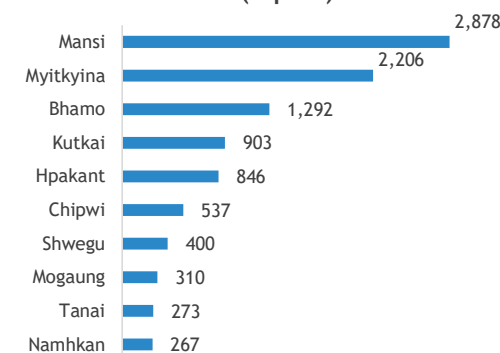
## # NFI distributions per month



■ Shelter needs met  
■ Shelter needs unmet



## # IDP households per Township (top 10)



## # NFI distributions by implementing partner

