

# CCCM/ SHELTER/ NFI Cluster Analysis Report (CAR) - Central Rakhine and Chin, Myanmar

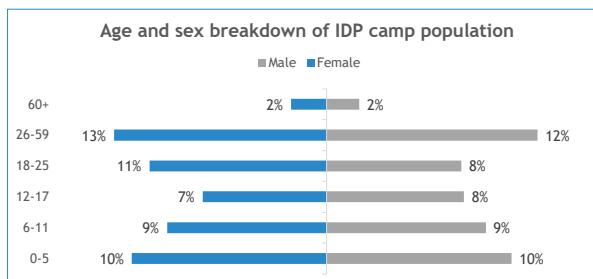
January - September 2020



# IDP locations: **24**    # IDPs: **132,744**    # IDP HH: **24,799**

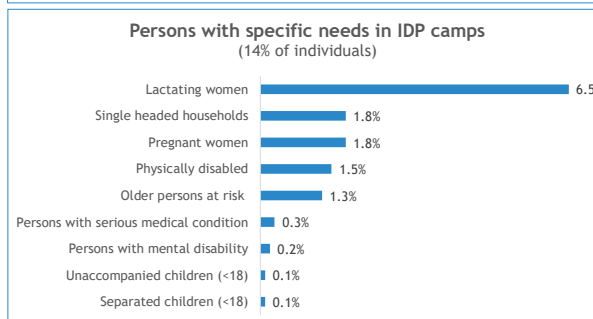
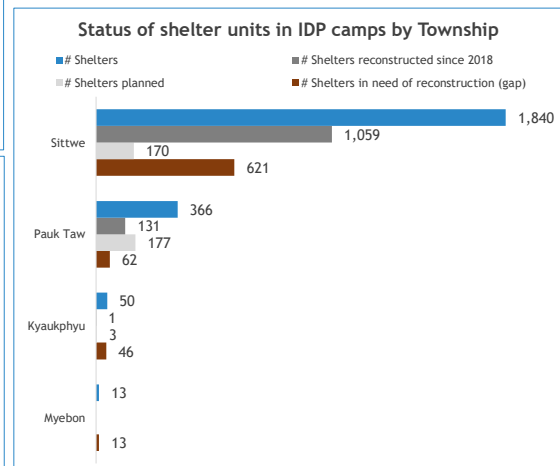
## # Households (HH) and IDPs by camp/ host community

Township	Camp name	Responsible agency	Site type	# Households	# IDPs
Kyaukpyu	Kyauk Ta Lone	UNHCR	Planned camp	363	1,010
Kyauktaw	Nidin*	UNHCR	Self-settled camp	85	546
Myebon	Taung Paw*	RI	Planned camp	716	2,920
Pauktaw	Ah Nauk Ywe	LWF	Planned camp	1,115	5,075
	Kyein Ni Pyin*	DRC	Planned camp	1,309	6,135
	Nget Chaung 1	LWF	Planned camp	1,025	4,813
	Nget Chaung 2	LWF	Planned camp	982	4,781
	Sin Tet Maw	DRC	Planned camp	682	2,553
Sittwe	Basare	LWF	Planned camp	381	2,388
	Baw Du Pha	UNHCR	Host community	41	226
	Baw Du Pha 1	DRC	Planned camp	1,012	4,972
	Baw Du Pha 2	DRC	Planned camp	1,333	7,570
	Dar Pai	DRC	Planned camp	1,850	10,912
	Dar Pai	UNHCR	Host community	518	2,951
	Khaung Doke Khar 1	LWF	Planned camp	392	2,413
	Khaung Doke Khar 2	LWF	Planned camp	400	2,246
	Maw Ti Ngat	NRC	Planned camp	657	3,829
	Ohn Taw Chay	DRC	Planned camp	777	4,635
	Ohn Taw Gyi (North)	DRC	Planned camp	2,647	14,545
	Ohn Taw Gyi (South)	LWF	Planned camp	2,260	11,867
	Say Tha Mar Gyi	DRC	Planned camp	2,678	14,615
	Thae Chaung	LWF	Self-settled camp	2,062	12,408
	Thet Kae Pyin	NRC	Planned camp	1,018	6,392
	Thet Kae Pyin	UNHCR	Host community	496	2,942
	<b>Grand Total</b>				<b>24,799</b>



# Shelters in camps: **2,269**    # Shelters planned: **350**

# Shelters reconstructed since 2018: **1,191**    # Shelters in need of reconstruction (gap): **742**



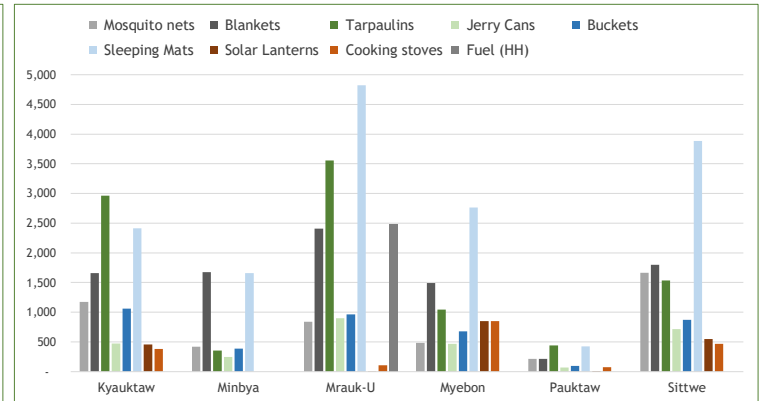
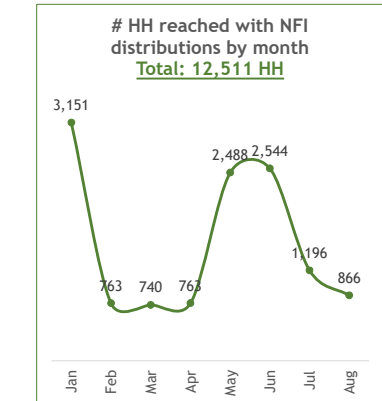
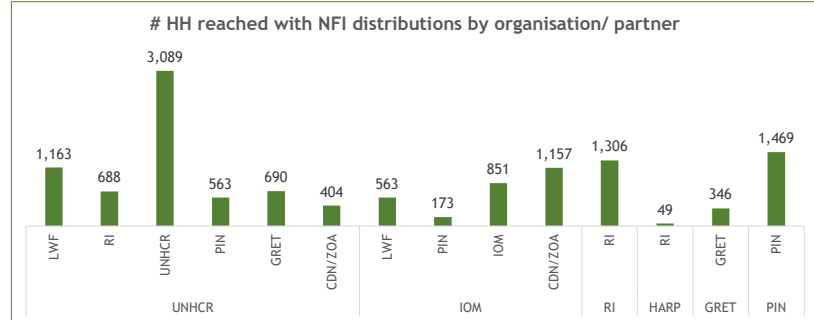
## # HH and IDPs in AA-MAF conflict displacement sites\*\*

# displacement sites: **138**    # IDPs: **57,803**    # IDP HH: **14,456**

Township	# displacement sites	# HH	# Males	# Females	# Individuals
Ann	12	1,151	2,404	2,576	4,980
Kyauktaw	20	3,612	6,582	8,002	14,584
Minbya	14	931	1,516	2,130	3,646
Mrak-U	26	5,384	9,558	11,864	21,422
Myebon	15	1,269	2,203	2,444	4,647
Pauktaw	4	138	214	289	503
Ponnagyun	15	666	1,469	1,515	2,984
Sittwe	32	1,305	2,127	2,910	5,037
<b>Grand Total</b>	<b>138</b>	<b>14,456</b>	<b>26,073</b>	<b>31,730</b>	<b>57,803</b>

## # NFI items distributed to AA-MAF conflict displacement sites by Township (table and graph) - items included in Core NFI kit underlined in table

Township	Mosquito nets	Blankets	Tarpaulins	Jerry Cans	Buckets	Sleeping Mats	Solar Lanterns	Cooking stoves	Fuel (HH)
Kyauktaw	1,172	1,660	2,963	472	1,060	2,411	458	381	
Minbya	420	1,674	354	243	384	1,656			
Mrak-U	838	2,408	3,556	899	964	4,820	1	106	2,475
Myebon	484	1,489	1,043	469	676	2,764	851	851	
Pauktaw	212	212	438	70	97	422	8	72	
Sittwe	1,666	1,796	1,535	712	871	3,886	545	468	
<b>Grand Total</b>	<b>4,792</b>	<b>9,239</b>	<b>9,889</b>	<b>2,865</b>	<b>4,052</b>	<b>15,959</b>	<b>1,863</b>	<b>1,878</b>	<b>2,475</b>



\*Camps declared closed by the Government where the HCT position applies. \*\*Rakhine State Government (RSG) figures, 4 October 2020  
Sources: CCCM, Shelter/NFI Cluster Partners & UNHCR, and RSG list. For further information please contact Remo Fambri (fambri@unhcr.org), CCCM/Shelter Officer, UNHCR Sittwe