

CCCM/ SHELTER/ NFI Cluster Analysis Report (CAR) - Kachin/ NSS, Myanmar

1 Jan- 31 July 2020

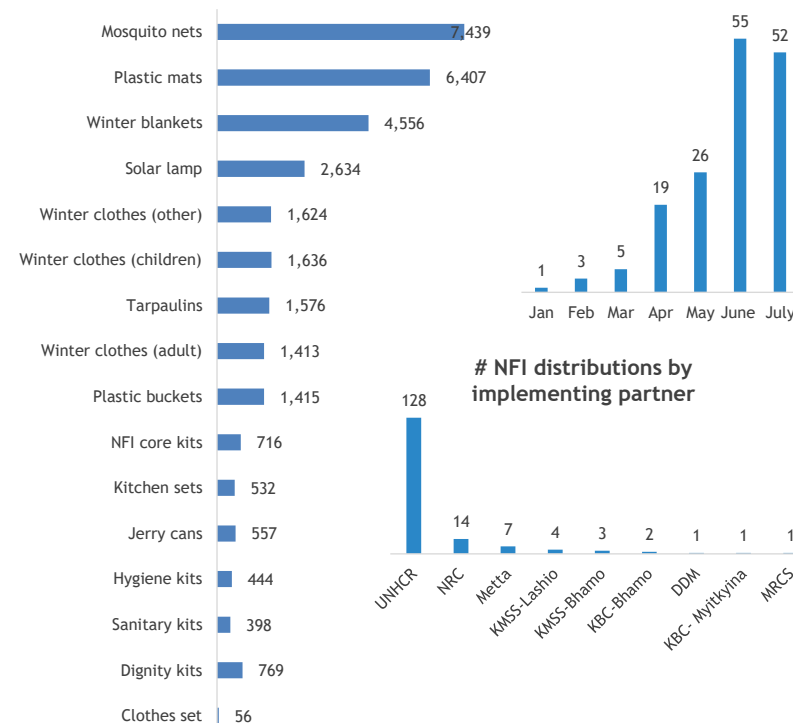


# of IDP locations	169
# of IDPs	105,106
# of IDP Households	20,468

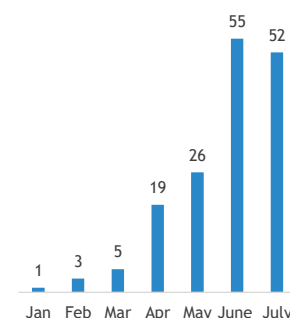
In Myanmar, the Shelter/NFI/CCCM Cluster was activated in January 2013. By March 2013, the Shelter/NFI/CCCM Cluster became operational in Kachin and Northern Shan States. Currently 3 Camp Management Agencies undertake substantial work for the Shelter/NFI/CCCM Cluster: data collection, coordination, monitoring of services, community mobilization and capacity building across camps that house over 105,000 IDPs. The objective of the Shelter/NFI/CCCM Cluster remains to ensure all of the priority camps, camps that contain the majority of IDPs, have a dedicated Camp Management Agency, delivering coordinated assistance in line with the rights and needs of the displaced and where possible preparing them for life after displacement.

# households (HH) and IDPs by camp/host community					Shelter overview			
State	Township	# HH	# of IDPs	# of IDP Loc.	# Shelters needed	# Shelters planned	# Shelters gap	Current coverage
Kachin	Bhamo	1,248	7,123	8	235	70	165	30%
	Chipwi	538	2,710	4	333	77	256	23%
	Hpakant	786	4,046	22	519	298	221	57%
	Mansi	2,826	13,816	11	1,204	324	880	27%
	Mogaung	304	1,563	8	180	146	34	81%
	Mohnyin	81	398	4	23	-	23	no coverage
	Momauk	4,571	23,802	16	2,718	850	1,868	31%
	Myitkyina	2,204	11,619	26	583	201	382	34%
	Putao	103	519	3	55	50	5	91%
	Shwegu	456	1,874	3	86	35	51	41%
	Sumprabum	227	1,157	4	178	178	-	100%
	Tanai	299	1,321	3	76	36	40	47%
	Waingmaw	4,905	25,409	24	2,520	952	1,568	38%
	Kachin Total		18,548	95,357	136	8,710	3,217	5,493
NSS	Hseni	50	267	1	42	16	26	38%
	Hsipaw	37	120	1	-	-	-	
	Kutkai	916	4,779	16	369	119	250	32%
	Manton	58	300	2	55	-	55	no coverage
	Muse	152	798	1	63	-	63	no coverage
	Namhkan	378	1,913	6	276	50	226	18%
	Namtu	129	572	4	93	-	93	no coverage
	Laukkaing (Kokang SAZ)	200	1,000	2	-	-	-	
NSS Total		1,920	9,749	33	898	185	713	21%
Total		20,468	105,106	169	9,608	3,402	6,206	35%

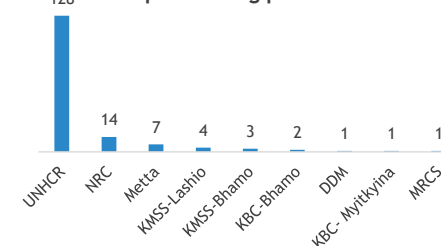
NFIs distributed 2019/20



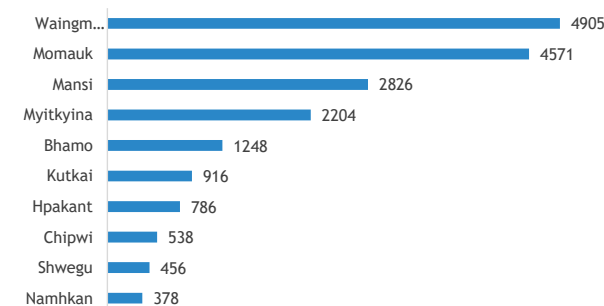
NFI distributions per month for 2020



NFI distributions by implementing partner



IDP households per Township (top 10)



Type of accommodation	GCA		NGCA	
	# camps	# Inds	# camps	# Inds
Boarding School	2	60	1	366
Camp	118	58,567	17	37,119
Camp like setting	19	3,159	1	1,397
IDPs in host	11	4,438		
Total	150	66,224	19	38,882

Implementing and supporting agencies:

Cordaid, ICRC (observer), KBC, KMSS, Metta, MRCs, NRC, Save the Children International, SI, Shalom, UNHCR

■ # Shelters needed
■ Shelter needs met
■ # Shelters planned
■ Shelter needs unmet

